

# STATISTICAL DIGEST

---

2007



LOS ANGELES POLICE DEPARTMENT

INFORMATION TECHNOLOGY DIVISION  
MANAGEMENT REPORT UNIT

## 2007 Statistical Digest Summary

The following summarizes the 2007 Statistical Digest Information. It includes the crime and arrest stats, traffic related numbers and 911 calls. It also shows the variations from 2006 to reflect the change in city-wide crime rate.

	<u>2006</u>	<u>2007</u>	% Change from <u>2006</u>
Part I Offenses	134,175	129,275	-3.65
Homicide	480	396	-17.50
Rape	920	905	-1.63
Agg. Assault	14,137	12,875	-8.93
Robbery	14,274	13,467	-5.65
Burglary	20,110	19,575	-2.66
Larceny	58,441	57,754	-1.18
Veh. Theft	25,813	24,303	-5.85
Part II Offenses	90,202	88,424	-1.97
Arrests by LAPD	170,094	168,816	-0.75
Adult	139,502	138,408	-0.78
Juvenile	30,592	30,408	-0.60
Traffic Collisions	52,134	53,468	2.56
Citations Issue	501,964	534,120	6.41
Incoming Calls (Comm. Div)	3,473,248	3,640,716	4.82
9-1-1 Calls	1,878,771	2,175,009	15.77
7-Digit Calls	1,594,477	1,465,707	-8.08
Units Dispatched to Calls-For-Service	769,262	729,971	-5.11
Emergency	126,911	121,797	-4.03
Urgent	287,534	277,017	-3.66
Routine	354,817	331,157	-6.67
Civilian Deployment	3,168	2,899	-8.49
Sworn Deployment	9,380	9,541	1.72
Budget	\$1,185,861,776	\$1,227,258,245	3.49
Salaries	\$1,126,357,662	\$1,185,962,363	5.29
Expense	\$41,304,672	\$38,606,964	-6.53
Equipment	\$18,199,442	\$2,688,918	-85.23

## TABLE OF CONTENTS

<b>GENERAL COMPARISON.....</b>	<b>1.1</b>
Population, Size and Police Cost.....	1.2
Crime, Arrest and Traffic Rates per 1000 Population.....	1.3
Part I Crimes and Attempts (as Reported to the FBI).....	1.4
Part I Crimes (10 Year Comparison).....	1.5
<b>CRIMES AND OTHER INVESTIGATIONS.....</b>	<b>2.1</b>
Summary of Total Part I Offenses.....	2.2
- Homicides.....	2.3
- Forcible Rapes (and Attempts).....	2.4
- Aggravated Assaults.....	2.5
Robberies (and Attempts).....	2.6-7
Burglaries (and Attempts).....	2.8-9
Larcenies (and Attempts).....	2.10-11
Vehicle Thefts & Recoveries.....	2.12-14
Identity Thefts.....	2.15
Part II Offenses and Other Incidents.....	2.16
Arson.....	2.17
Law Enforcement Officers Killed or Assaulted.....	2.18
<b>ADULT ARRESTS.....</b>	<b>3.1</b>
By Location and Type of Offense.....	3.2-3
By Month and Type of Offense.....	3.4-5
By Age/Sex and Type of Offense.....	3.6-7
Dispositions.....	3.8
<b>JUVENILE ARRESTS.....</b>	<b>4.1</b>
By Location and Type of Offense.....	4.2-3
By Month and Type of Offense.....	4.4-5
By Age/Sex and Type of Offense.....	4.6
Dispositions.....	4.7-8
<b>TRAFFIC ACCIDENTS AND ENFORCEMENT.....</b>	<b>5.1</b>
By Month and Location - Total Traffic Accidents.....	5.2
By Month and Location - Injury Traffic Accidents.....	5.3
By Month and Location - Fatal Traffic Accidents.....	5.4
By Month and Location - Property Damage Accidents.....	5.5
Citations by Area and Detail - Central Bureau.....	5.6
Citations by Area and Detail - South Bureau.....	5.7
Citations by Area and Detail - West Bureau.....	5.8
Citations by Area and Detail - Valley Bureau (includes City-wide Totals).....	5.9

## TABLE OF CONTENTS

<b>TELEPHONE CALLS RECEIVED AND UNITS DISPATCHED.....</b>	<b>6.1</b>
Incoming Telephone Calls.....	6.2
Units Dispatched - Central Bureau.....	6.3
Units Dispatched - South Bureau.....	6.4
Units Dispatched - West Bureau.....	6.5
Units Dispatched - Valley Bureau (includes City-wide Totals).....	6.6
<b>PERSONNEL AND EQUIPMENT.....</b>	<b>7.1</b>
Legend of Abbreviations for Deployment Reports.....	7.2-3
Civilian Personnel - by Location of Assignment & Classification.....	7.4-7
Sworn Personnel - by Age.....	7.8
Sworn Personnel - by Years of Service.....	7.9
Sworn Personnel - by Years in Present Rank.....	7.10
Sworn Personnel - by Location of Assignment.....	7.11-14
Sworn Personnel - Increase/Decrease.....	7.15
Personnel Leave, Work, Overtime & Compensation Data.....	7.16
Training Division Curricula.....	7.17-48
Automotive Equipment.....	7.49-50
<b>GRAPHS.....</b>	<b>8.1</b>
Monthly Comparison of Selected Crimes Part I Crimes - Total.....	8.2
Monthly Comparison of Selected Crimes Part I Crimes - Violent only.....	8.3
Monthly Comparison of Selected Crimes Part I Crimes - Property only.....	8.4
Part I Crimes (10 Year Comparison).....	8.5
Vehicle Thefts by Type of Premises and Type of Vehicle.....	8.6
Percentage Distribution of Part I Crimes and Arrests	
Percent of Crimes Cleared Within Category.....	8.7
Number of Arrests for Part I Crimes.....	8.8
Percentage Distribution of Persons Arrested for Part I Crimes by Age/Sex.....	8.9
<b>CRIME AND ARREST DATA, BUREAU OF CRIMINAL STATISTICS.....</b>	<b>9.1-11</b>

# GENERAL COMPARISONS

## POPULATION, SIZE, AND POLICE COST \*\*

COMMUNITY POLICE STATION	POPULATION	STREET MILES	SQUARE MILES	POP./SQ. MI.	COST/SQ. MI.	COST/CAPITA
Central	62,995	113	4.65	13,534	14,942,600	1,104
Rampart	237,041	182	6.70	35,375	10,324,205	292
Hollenbeck	192,854	303	15.92	12,116	3,483,988	288
Northeast	258,868	538	29.78	8,692	2,030,176	234
Newton	150,375	223	9.24	16,279	7,067,561	434
<b>Central Bureau</b>	<b>902,133</b>	<b>1,359</b>	<b>66.29</b>	<b>13,608</b>	<b>4,826,145</b>	<b>355</b>
Southwest	189,723	294	12.57	15,096	5,951,016	394
Harbor	189,356	490	33.12	5,718	1,709,604	299
77th Street	184,637	286	11.65	15,849	7,009,020	442
Southeast	139,569	222	9.33	14,955	7,815,216	523
<b>South Bureau</b>	<b>703,285</b>	<b>1,292</b>	<b>66.67</b>	<b>10,549</b>	<b>4,289,982</b>	<b>407</b>
Hollywood	184,345	343	16.66	11,067	4,331,347	391
Wilshire	272,903	338	13.77	19,822	5,051,790	255
West L.A.	239,771	701	64.52	3,716	830,714	224
Pacific	217,867	504	26.06	8,359	2,625,815	314
<b>West Bureau</b>	<b>914,886</b>	<b>1,886</b>	<b>121.01</b>	<b>7,560</b>	<b>2,179,435</b>	<b>288</b>
Van Nuys	258,777	448	25.65	10,090	2,640,775	262
West Valley	336,005	868	55.59	6,044	1,214,937	201
No.Hollywood	257,371	456	25.36	10,147	2,319,212	229
Foothill	202,273	671	46.31	4,368	1,102,086	252
Devonshire	203,313	825	47.96	4,239	1,013,796	239
Mission	222,183	396	28.53	7,787	2,237,191	287
<b>Valley Bureau</b>	<b>1,479,922</b>	<b>3,664</b>	<b>229.41</b>	<b>6,451</b>	<b>1,558,744</b>	<b>242</b>
<b>GRAND TOTAL</b>	<b>4,000,226</b>	<b>8,201</b>	<b>483.38</b>	<b>8,276</b>	<b>2,538,920</b>	<b>307</b>

Note: Street Miles figures calculated in year 2007 (excludes freeways, railways, and hiking trails)

**\*\* 2007/2008 Fiscal Year Budget used for cost statistics**

<b>Budget :</b>	<b>\$ 1,227,258,245</b>	
Salaries	\$ 1,185,962,363	(96.6%)
Expense	\$ 38,606,964	(3.1%)
Equipment	\$ 2,688,918	(0.2%)
Interdepartmental Charges		(0.0%)

Note: Interdepartmental Charges were excluded from the Police Budget.

**CRIME, ARREST, AND TRAFFIC RATES PER 1000 POPULATION**

COMMUNITY POLICE STATION	PART I OFFENSES			PART I ARRESTS			ALL ARRESTS			TRAFFIC ACCIDENTS			MOVING CITATIONS		
	2007	2006	% chg	2007	2006	% chg	2007	2006	% chg	2007	2006	% chg	2007	2006	% chg
CENTRAL	80.2	103.2	-22.3	22.3	25.4	-12.2	288.0	286.8	0.4	42.1	43.1	-2.3	817.4	894.7	-8.6
RAMPART	21.7	22.5	-3.6	5.3	5.6	-5.4	32.6	37.0	-11.9	9.5	9.6	-1.0	75.9	57.6	31.8
HOLLENBECK	21.3	25.2	-15.5	3.4	4.1	-17.1	24.6	23.5	4.7	8.3	8.1	2.5	71.4	86.1	-17.1
NORTHEAST	22.9	24.4	-6.1	3.1	3.3	-6.1	22.5	24.7	-8.9	9.3	9.1	2.2	73.5	66.1	11.2
NEWTON	40.7	45.3	-10.2	9.5	9.8	-3.1	53.3	54.2	-1.7	14.1	14.5	-2.8	136.1	133.2	2.2
<b>CENTRAL BUREAU</b>	<b>27.6</b>	<b>30.9</b>	<b>-10.7</b>	<b>5.7</b>	<b>6.2</b>	<b>-8.1</b>	<b>42.8</b>	<b>44.5</b>	<b>-3.8</b>	<b>11.4</b>	<b>11.4</b>	<b>0.0</b>	<b>117.1</b>	<b>115.9</b>	<b>1.0</b>
SOUTHWEST	44.7	48.8	-8.4	10.0	9.4	6.4	54.8	53.2	3.0	16.1	15.8	1.9	148.3	153.8	-3.6
HARBOR	27.6	27.8	-0.7	5.0	4.9	2.0	40.8	51.0	-20.0	9.9	9.5	4.2	128.6	118.8	8.2
77TH STREET	41.2	43.1	-4.4	11.4	11.8	-3.4	57.2	66.9	-14.5	15.1	16.0	-5.6	133.2	117.6	13.3
SOUTHEAST	45.4	45.9	-1.1	10.8	10.5	2.9	76.6	68.9	11.2	13.1	12.5	4.8	148.9	126.7	17.5
<b>SOUTH BUREAU</b>	<b>39.3</b>	<b>41.0</b>	<b>-4.1</b>	<b>9.2</b>	<b>9.1</b>	<b>1.1</b>	<b>56.1</b>	<b>56.8</b>	<b>-1.2</b>	<b>13.5</b>	<b>13.5</b>	<b>0.0</b>	<b>139.0</b>	<b>129.1</b>	<b>7.7</b>
HOLLYWOOD	32.8	34.2	-4.1	5.4	6.3	-14.3	55.8	61.0	-8.5	14.4	147.7	-90.3	152.4	152.4	0.0
WILSHIRE	29.1	32.2	-9.6	5.3	6.1	-13.1	29.8	32.9	-9.4	15.1	15.0	0.7	142.2	155.6	-8.6
WEST L.A.	21.7	22.3	-2.7	1.9	2.1	-9.5	16.8	20.6	-18.4	11.5	12.0	-4.2	119.4	133.6	-10.6
PACIFIC	28.8	30.5	-5.6	3.8	3.6	5.6	42.1	48.4	-13.0	11.0	11.1	-0.9	212.3	228.7	-7.2
<b>WEST BUREAU</b>	<b>28.0</b>	<b>29.7</b>	<b>-5.7</b>	<b>4.1</b>	<b>4.5</b>	<b>-8.9</b>	<b>35.4</b>	<b>39.9</b>	<b>-11.3</b>	<b>13.1</b>	<b>13.2</b>	<b>-0.8</b>	<b>155.7</b>	<b>166.7</b>	<b>-6.6</b>
VAN NUYS	25.9	29.2	-11.3	5.1	5.0	2.0	29.9	30.5	-2.0	12.9	13.3	-3.0	145.6	153.7	-5.3
WEST VALLEY	27.3	27.2	0.4	4.0	4.0	0.0	21.4	19.9	7.5	12.1	12.0	0.8	128.0	37.7	239.5
NO. HOLLYWOOD	32.2	34.3	-6.1	4.3	5.0	-14.0	24.3	26.2	-7.3	12.2	12.3	-0.8	79.1	94.5	-16.3
FOOTHILL	23.4	24.2	-3.3	4.9	5.3	-7.5	24.3	30.2	-19.5	9.8	9.5	3.2	74.4	70.7	5.2
DEVONSHIRE	28.8	30.6	-5.9	3.6	4.7	-23.4	31.9	19.6	62.8	12.9	12.5	3.2	126.1	134.3	-6.1
MISSION	27.9	29.3	0.0	5.3	6.2	0.0	16.9	45.2	0.0	10.1	10.4	0.0	188.3	11.3	0.0
<b>VALLEY BUREAU</b>	<b>27.6</b>	<b>29.2</b>	<b>-5.5</b>	<b>4.5</b>	<b>4.9</b>	<b>-8.2</b>	<b>49.7</b>	<b>27.8</b>	<b>78.8</b>	<b>11.8</b>	<b>11.9</b>	<b>-0.8</b>	<b>97.1</b>	<b>84.4</b>	<b>15.0</b>
<b>CITY-WIDE</b>	<b>29.7</b>	<b>31.8</b>	<b>-6.6</b>	<b>5.5</b>	<b>5.9</b>	<b>-6.8</b>	<b>28.1</b>	<b>39.8</b>	<b>-29.4</b>	<b>12.3</b>	<b>12.4</b>	<b>-0.8</b>	<b>122.9</b>	<b>118.9</b>	<b>3.4</b>

# PART I CRIMES AND ATTEMPTS 2007

Reported to the California Bureau of Criminal Statistics and  
Uniform Crime Reporting Division, Federal Bureau of Investigation

Type Crimes	Number Reported	* Crimes Unfounded /Reclass	Actual 2006	Actual 2007	Percent Change
Homicide **	420	23	480	397	-17.3%
Forcible Rape	1,127	123	1,059	1,004	-5.2%
Robbery	13,674	193	14,353	13,481	-6.1%
Aggravated Assault	13,087	161	14,637	12,926	-11.7%
Burglary	19,783	154	20,359	19,629	-3.6%
Larceny (except Vehicle Theft)	59,043	739	59,711	58,304	-2.4%
Vehicle Theft	24,179	655	25,389	23,524	-7.3%
<b>Total</b>	<b>131,313</b>	<b>2,048</b>	<b>135,988</b>	<b>129,265</b>	<b>-4.9%</b>

\* Reflects follow-up actions received after the close of statistical month.

\*\* Under Uniform Crime Reporting Rules, criminal homicides prosecuted under California Felony-Murder doctrine must be statistically reported as either accidental or justifiable deaths. Therefore, the count of criminal homicides reported to the State and FBI will occasionally be lower than the count reported internally.



**COMPARISON OF PART I CRIMES  
(10 Year Period)**

**1998 - 2001**

CRIME TYPE	1998	1999	'98-'99 % Change	2000	'99-'00 % Change	2001	'00-'01 % Change	2002	'01-'02 % Change
HOMICIDE	419	420	0.2	544	29.5	591	8.6	647	9.5
RAPE	1338	1168	-12.7	1342	14.9	1269	-5.4	1218	-4.0
AGG. ASSAULT	31521	30770	-2.4	32701	6.3	32804	0.3	32250	-1.7
ROBBERY	15623	14185	-9.2	15379	8.4	17049	10.9	17127	0.5
BURGLARY	25820	21380	-17.2	24331	13.8	25380	4.3	24830	-2.2
LARCENY	78381	73194	-6.6	75538	3.2	78267	3.6	78351	0.1
VEH. THEFT	30236	25970	-14.1	29528	13.7	31709	7.4	33918	7.0
<b>TOTAL</b>	<b>183338</b>	<b>167087</b>	<b>-8.9</b>	<b>179363</b>	<b>7.3</b>	<b>187069</b>	<b>4.3</b>	<b>188341</b>	<b>0.7</b>

**2002 - 2006**

CRIME TYPE	2003	'02-'03 % Change	2004	'03-'04 % Change	2005	'04-'05 % Change	2006	'05-'06 % Change
HOMICIDE	515	-20.4	518	0.6	488	-5.8	480	-1.6
RAPE	1134	-6.9	1088	-4.1	947	-13.0	920	-2.9
AGG. ASSAULT	30263	-6.2	25977	-14.2	15499	-40.3	14137	-8.8
ROBBERY	16484	-3.8	14012	-15.0	13496	-3.7	14274	5.8
BURGLARY	24820	0.0	22759	-8.3	21766	-4.4	20110	-7.6
LARCENY	75823	-3.2	70720	-6.7	63432	-10.3	58441	-7.9
VEH. THEFT	33410	-1.5	29616	-11.4	28019	-5.4	25813	-7.9
<b>TOTAL</b>	<b>182449</b>	<b>-3.1</b>	<b>164690</b>	<b>-9.7</b>	<b>143647</b>	<b>-12.8</b>	<b>134175</b>	<b>-6.6</b>

**2006 - 2007**

CRIME TYPE	2006	2007	'06-'07 % Change
HOMICIDE	480	396	-17.5
RAPE	920	905	-1.6
AGG. ASSAULT	14137	12875	-8.9
ROBBERY	14274	13467	-5.7
BURGLARY	20110	19575	-2.7
LARCENY	58441	57754	-1.2
VEH. THEFT	25813	24303	-5.8
<b>TOTAL</b>	<b>134175</b>	<b>129275</b>	<b>-3.7</b>

**NOTE:**

Prior to 2005, the AGG. ASSAULTS included Child/Spousal Simple Asslts. Starting in 2005, they are included in PART II OFFENSES, listed on page 2.16.

**1998 - 2007**

CRIME TYPE	1998	2007	'98-'07 % Change
HOMICIDE	419	396	-5.5
RAPE	1338	905	-32.4
AGG. ASSAULT	31521	12875	-59.2
ROBBERY	15623	13467	-13.8
BURGLARY	25820	19575	-24.2
LARCENY	78381	57754	-26.3
VEH. THEFT	30236	24303	-19.6
<b>TOTAL</b>	<b>183338</b>	<b>129275</b>	<b>-29.5</b>



CRIMES  
AND  
OTHER  
INVESTIGATIONS

**SUMMARY OF TOTAL PART I OFFENSES, 2007**

**By Month and Percentage**

MONTH	TOTAL		HOMICIDE		RAPE		AGG. ASSAULT		ROBBERY		BURGLARY		LARCENY		VEH. THEFT *	
	NUMBER	% OF TOTAL	NUMBER	% OF TOTAL	NUMBER	% OF TOTAL	NUMBER	% OF TOTAL	NUMBER	% OF TOTAL	NUMBER	% OF TOTAL	NUMBER	% OF TOTAL	NUMBER	% OF TOTAL
JANUARY	11521	8.9	28	7.1	56	6.2	1006	7.8	1202	8.9	1720	8.8	5281	9.1	2228	9.2
FEBRUARY	10274	7.9	26	6.6	68	7.5	911	7.1	1013	7.5	1568	8.0	4650	8.1	2038	8.4
MARCH	10671	8.3	33	8.3	71	7.8	1027	8.0	1092	8.1	1595	8.1	4825	8.4	2028	8.3
APRIL	10652	8.2	37	9.3	78	8.6	1101	8.6	1108	8.2	1516	7.7	4807	8.3	2005	8.3
MAY	11308	8.7	31	7.8	67	7.4	1200	9.3	1214	9.0	1726	8.8	5024	8.7	2046	8.4
JUNE	10786	8.3	32	8.1	80	8.8	1117	8.7	1127	8.4	1593	8.1	4789	8.3	2048	8.4
JULY	11074	8.6	42	10.6	91	10.1	1237	9.6	1124	8.3	1746	8.9	4699	8.1	2135	8.8
AUGUST	11063	8.6	40	10.1	90	9.9	1146	8.9	1155	8.6	1747	8.9	4888	8.5	1997	8.2
SEPTEMBER	10399	8.0	31	7.8	72	8.0	1081	8.4	1081	8.0	1615	8.3	4533	7.8	1986	8.2
OCTOBER	10951	8.5	38	9.6	81	9.0	1170	9.1	1155	8.6	1667	8.5	4813	8.3	2027	8.3
NOVEMBER	10096	7.8	28	7.1	69	7.6	946	7.3	1096	8.1	1486	7.6	4654	8.1	1817	7.5
DECEMBER	10480	8.1	30	7.6	82	9.1	933	7.2	1100	8.2	1596	8.2	4791	8.3	1948	8.0
<b>TOTAL</b>	<b>129275</b>	<b>100.0</b>	<b>396</b>	<b>100.0</b>	<b>905</b>	<b>100.0</b>	<b>12875</b>	<b>100.0</b>	<b>13467</b>	<b>100.0</b>	<b>19575</b>	<b>100.0</b>	<b>57754</b>	<b>100.0</b>	<b>24303</b>	<b>100.0</b>

**By Location of Occurrence and Clearance**

COMMUNITY POLICE STATION	# OF OFFENSES	% OF CITY-WIDE TOTAL	ADULT		JUVENILE		TOTAL CLEARED	% CLEARED
			CLEARED	ARREST	CLEARED	ARREST		
CENTRAL	3836	3.0	467	330	14	0	811	21.1
RAMPART	6898	5.3	574	413	65	9	1061	15.4
HOLLENBECK	4994	3.9	363	248	89	19	719	14.4
NORTHEAST	6763	5.2	554	336	79	13	982	14.5
NEWTON	6894	5.3	635	461	94	7	1197	17.4
<b>CENTRAL BUREAU</b>	<b>29385</b>	<b>22.7</b>	<b>2593</b>	<b>1788</b>	<b>341</b>	<b>48</b>	<b>4770</b>	<b>16.2</b>
SOUTHWEST	8734	6.8	704	545	164	30	1443	16.5
HARBOR	5633	4.4	481	361	166	20	1028	18.2
77TH STREET	8591	6.6	688	527	181	35	1431	16.7
SOUTHEAST	6901	5.3	661	379	167	51	1258	18.2
<b>SOUTH BUREAU</b>	<b>29859</b>	<b>23.1</b>	<b>2534</b>	<b>1812</b>	<b>678</b>	<b>136</b>	<b>5160</b>	<b>17.3</b>
HOLLYWOOD	7549	5.8	521	449	83	7	1060	14.0
WILSHIRE	8086	6.3	637	609	117	21	1384	17.1
WEST L.A.	5566	4.3	358	567	78	9	1012	18.2
PACIFIC	6886	5.3	474	310	39	6	829	12.0
<b>WEST BUREAU</b>	<b>28087</b>	<b>21.7</b>	<b>1990</b>	<b>1935</b>	<b>317</b>	<b>43</b>	<b>4285</b>	<b>15.3</b>
VAN NUYS	7896	6.1	626	419	106	23	1174	14.9
WEST VALLEY	9599	7.4	806	680	106	22	1614	16.8
NO. HOLLYWOOD	8411	6.5	524	361	128	18	1031	12.3
FOOTHILL	4667	3.6	363	204	68	8	643	13.8
DEVONSHIRE	5808	4.5	427	300	63	20	810	13.9
MISSION	5563	4.3	544	321	70	27	962	17.3
<b>VALLEY BUREAU</b>	<b>41944</b>	<b>32.4</b>	<b>3290</b>	<b>2285</b>	<b>541</b>	<b>118</b>	<b>6234</b>	<b>14.9</b>
<b>CITY-WIDE</b>	<b>129275</b>	<b>100.0</b>	<b>10407</b>	<b>7820</b>	<b>1877</b>	<b>345</b>	<b>20449</b>	<b>15.8</b>

*Note: Percentages may not add to 100.0 because of independent rounding. / Agg. Assault includes spousal/child abuse.*

## HOMICIDES, 1998-2007

By Month

MONTH	1998	1999	2000	2001	2002	2003	2004	2005	2006	2007
JANUARY	38	33	41	44	69	48	44	43	37	28
FEBRUARY	31	30	23	35	31	37	42	42	34	26
MARCH	40	37	25	33	55	47	50	46	36	33
APRIL	23	25	46	48	59	30	40	36	47	37
MAY	23	35	54	35	49	54	54	40	42	31
JUNE	36	29	60	49	53	36	38	40	41	32
JULY	38	41	56	58	58	47	44	54	43	42
AUGUST	50	50	46	56	63	47	57	40	42	40
SEPTEMBER	30	30	44	68	62	50	46	31	45	31
OCTOBER	34	41	53	69	43	38	24	44	33	38
NOVEMBER	31	34	42	53	64	38	40	45	35	28
DECEMBER	45	35	54	43	41	43	39	27	45	30
<b>TOTAL</b>	<b>419</b>	<b>420</b>	<b>544</b>	<b>591</b>	<b>647</b>	<b>515</b>	<b>518</b>	<b>488</b>	<b>480</b>	<b>396</b>

## HOMICIDE CLEARANCES, 2007

By Station and Bureau

COMMUNITY POLICE STATION	NUMBER OF CRIMES		ADULT CLEARED BY		JUVENILE CLEARED BY		TOTAL CASES CLEARED	
	Number	Percent of City Total	Arrest	Other	Arrest	Other	Number	Clearance Rate
CENTRAL	7	1.8	8	0	0	0	8	114.3
RAMPART	25	6.3	11	1	0	0	12	48.0
HOLLENBECK	33	8.3	8	1	2	0	11	33.3
NORTHEAST	18	4.5	11	0	1	0	12	66.7
NEWTON	47	11.9	35	2	1	0	38	80.9
<b>CENTRAL BUREAU</b>	<b>130</b>	<b>32.8</b>	<b>73</b>	<b>4</b>	<b>4</b>	<b>0</b>	<b>81</b>	<b>62.3</b>
SOUTHWEST	44	11.1	16	3	2	0	21	47.7
HARBOR	20	5.1	6	2	1	1	10	50.0
77TH STREET	49	12.4	13	2	2	0	17	34.7
SOUTHEAST	37	9.3	20	9	1	0	30	81.1
<b>SOUTH BUREAU</b>	<b>150</b>	<b>37.9</b>	<b>55</b>	<b>16</b>	<b>6</b>	<b>1</b>	<b>78</b>	<b>52.0</b>
HOLLYWOOD	18	4.5	4	0	0	0	4	22.2
WILSHIRE	20	5.1	10	2	0	0	12	60.0
WEST LA	6	1.5	4	1	0	0	5	83.3
PACIFIC	8	2.0	1	2	0	0	3	37.5
<b>WEST BUREAU</b>	<b>52</b>	<b>13.1</b>	<b>19</b>	<b>5</b>	<b>0</b>	<b>0</b>	<b>24</b>	<b>46.2</b>
VAN NUYS	14	3.5	9	1	1	0	11	78.6
WEST VALLEY	6	1.5	4	0	0	0	4	66.7
NO. HOLLYWOOD	9	2.3	5	2	0	1	8	88.9
FOOTHILL	16	4.0	6	0	0	0	6	37.5
DEVONSHIRE	6	1.5	1	0	0	0	1	16.7
MISSION	13	3.3	8	5	0	1	14	107.7
<b>VALLEY BUREAU</b>	<b>64</b>	<b>16.2</b>	<b>33</b>	<b>8</b>	<b>1</b>	<b>2</b>	<b>44</b>	<b>68.8</b>
<b>CITY-WIDE</b>	<b>396</b>	<b>100.0</b>	<b>180</b>	<b>33</b>	<b>11</b>	<b>3</b>	<b>227</b>	<b>57.3</b>

Note: Percentages may not add to 100.0 because of independent rounding.

**FORCIBLE RAPES AND ATTEMPTS, 1998-2007**  
By Month

MONTH	1998	1999	2000	2001	2002	2003	2004	2005	2006	2007
JANUARY	110	105	114	86	100	87	99	70	67	56
FEBRUARY	125	102	92	70	99	82	93	62	70	68
MARCH	108	88	108	96	99	101	99	85	81	71
APRIL	117	88	111	90	88	74	92	76	83	78
MAY	124	96	132	119	110	97	101	82	85	67
JUNE	107	86	140	140	104	116	85	86	84	80
JULY	123	95	115	121	102	104	96	87	86	91
AUGUST	116	105	145	129	118	111	91	67	60	90
SEPTEMBER	98	118	99	119	92	96	92	74	69	72
OCTOBER	105	123	99	118	93	91	86	87	73	81
NOVEMBER	107	86	85	88	97	86	92	106	78	69
DECEMBER	98	76	102	93	116	89	62	65	84	82
<b>TOTAL</b>	<b>1338</b>	<b>1168</b>	<b>1342</b>	<b>1269</b>	<b>1218</b>	<b>1134</b>	<b>1088</b>	<b>947</b>	<b>920</b>	<b>905</b>

**FORCIBLE RAPE CLEARANCES, 2007**  
By Station and Bureau

COMMUNITY POLICE STATION	NUMBER OF CRIMES		ADULT CLEARED BY		JUVENILE CLEARED BY		TOTAL CASES CLEARED	
	Number	Percent of City Total	Arrest	Other	Arrest	Other	Number	Clearance Rate
CENTRAL	32	3.5	1	19	0	0	20	62.5
RAMPART	55	6.1	6	27	0	0	33	60.0
HOLLENBECK	21	2.3	4	5	0	1	10	47.6
NORTHEAST	31	3.4	10	8	0	0	18	58.1
NEWTON	53	5.9	9	21	1	0	31	58.5
<b>CENTRAL BUREAU</b>	<b>192</b>	<b>21.2</b>	<b>30</b>	<b>80</b>	<b>1</b>	<b>1</b>	<b>112</b>	<b>58.3</b>
SOUTHWEST	79	8.7	11	29	1	0	41	51.9
HARBOR	30	3.3	11	12	1	2	26	86.7
77TH STREET	95	10.5	10	38	2	0	50	52.6
SOUTHEAST	73	8.1	11	13	4	0	28	38.4
<b>SOUTH BUREAU</b>	<b>277</b>	<b>30.6</b>	<b>43</b>	<b>92</b>	<b>8</b>	<b>2</b>	<b>145</b>	<b>52.3</b>
HOLLYWOOD	50	5.5	6	14	0	0	20	40.0
WILSHIRE	60	6.6	19	30	2	0	51	85.0
WEST LA	21	2.3	2	18	0	0	20	95.2
PACIFIC	37	4.1	3	16	0	0	19	51.4
<b>WEST BUREAU</b>	<b>168</b>	<b>18.6</b>	<b>30</b>	<b>78</b>	<b>2</b>	<b>0</b>	<b>110</b>	<b>65.5</b>
VAN NUYS	62	6.9	15	26	3	0	44	71.0
WEST VALLEY	46	5.1	1	36	0	1	38	82.6
NO. HOLLYWOOD	49	5.4	13	19	0	0	32	65.3
FOOTHILL	42	4.6	10	15	2	0	27	64.3
DEVONSHIRE	24	2.7	3	11	0	0	14	58.3
MISSION	45	5.0	10	22	0	0	32	71.1
<b>VALLEY BUREAU</b>	<b>268</b>	<b>29.6</b>	<b>52</b>	<b>129</b>	<b>5</b>	<b>1</b>	<b>187</b>	<b>69.8</b>
<b>CITY-WIDE</b>	<b>905</b>	<b>100.0</b>	<b>155</b>	<b>379</b>	<b>16</b>	<b>4</b>	<b>554</b>	<b>61.2</b>

Note: Percentages may not add to 100.0 because of independent rounding.

## AGGRAVATED ASSAULTS, 1998-2007

By Month

MONTH	1998	1999	2000	2001	2002	2003	2004	2005	2006	2007
JANUARY	2492	2614	2594	2433	2495	2632	2044	1441	1117	1006
FEBRUARY	2149	2093	2178	2092	2423	2100	1844	1114	1021	911
MARCH	2653	2386	2592	2538	2748	2757	2309	1255	1084	1027
APRIL	2565	2340	2853	2525	2597	2481	2214	1280	1172	1101
MAY	2781	2650	3055	2935	2845	2747	2473	1447	1308	1200
JUNE	2737	2613	2938	3007	2889	2689	2192	1280	1223	1117
JULY	3032	2988	3148	3181	3068	2820	2385	1459	1429	1237
AUGUST	3228	2818	3053	3164	2915	2799	2273	1365	1253	1146
SEPTEMBER	2678	2621	2857	3001	2796	2445	2354	1235	1091	1081
OCTOBER	2499	2932	2632	2749	2621	2500	2171	1277	1242	1170
NOVEMBER	2278	2366	2216	2613	2515	2150	1894	1226	1149	946
DECEMBER	2429	2349	2585	2566	2338	2143	1824	1120	1048	933
<b>TOTAL</b>	<b>31521</b>	<b>30770</b>	<b>32701</b>	<b>32804</b>	<b>32250</b>	<b>30263</b>	<b>25977</b>	<b>15499</b>	<b>14137</b>	<b>12875</b>

**NOTE :** Prior to 2005, the Aggravated Assaults included Child/Spousal Simple Assaults. Starting in 2005, they are included in PART II OFFENSES Report on page 2.16

## AGGRAVATED ASSAULT CLEARANCES, 2007

By Station and Bureau

COMMUNITY POLICE STATION	NUMBER OF CRIMES		ADULT CLEARED BY		JUVENILE CLEARED BY		TOTAL CASES CLEARED	
	Number	Percent of City Total	Arrest	Other	Arrest	Other	Number	Clearance Rate
CENTRAL	602	4.7	183	152	5	0	340	56.5
RAMPART	830	6.4	179	82	16	2	279	33.6
HOLLENBECK	724	5.6	134	62	30	3	229	31.6
NORTHEAST	724	5.6	152	89	7	4	252	34.8
NEWTON	1144	8.9	238	194	21	2	455	39.8
<b>CENTRAL BUREAU</b>	<b>4024</b>	<b>31.3</b>	<b>886</b>	<b>579</b>	<b>79</b>	<b>11</b>	<b>1555</b>	<b>38.6</b>
SOUTHWEST	958	7.4	182	153	22	1	358	37.4
HARBOR	604	4.7	136	58	14	0	208	34.4
77TH STREET	1397	10.9	270	187	29	5	491	35.1
SOUTHEAST	1187	9.2	265	138	21	10	434	36.6
<b>SOUTH BUREAU</b>	<b>4146</b>	<b>32.2</b>	<b>853</b>	<b>536</b>	<b>86</b>	<b>16</b>	<b>1491</b>	<b>36.0</b>
HOLLYWOOD	712	5.5	122	59	9	0	190	26.7
WILSHIRE	479	3.7	91	70	9	1	171	35.7
WEST LA	122	0.9	37	23	7	7	74	60.7
PACIFIC	263	2.0	81	63	3	0	147	55.9
<b>WEST BUREAU</b>	<b>1576</b>	<b>12.2</b>	<b>331</b>	<b>215</b>	<b>28</b>	<b>8</b>	<b>582</b>	<b>36.9</b>
VAN NUYS	572	4.4	152	87	7	1	247	43.2
WEST VALLEY	626	4.9	195	132	16	5	348	55.6
NO. HOLLYWOOD	615	4.8	124	92	17	1	234	38.0
FOOTHILL	475	3.7	68	51	10	0	129	27.2
DEVONSHIRE	257	2.0	82	44	8	4	138	53.7
MISSION	584	4.5	201	70	23	11	305	52.2
<b>VALLEY BUREAU</b>	<b>3129</b>	<b>24.3</b>	<b>822</b>	<b>476</b>	<b>81</b>	<b>22</b>	<b>1401</b>	<b>44.8</b>
<b>CITY-WIDE</b>	<b>12875</b>	<b>100.0</b>	<b>2892</b>	<b>1806</b>	<b>274</b>	<b>57</b>	<b>5029</b>	<b>39.1</b>

*Note: Percentages may not add to 100.0 because of independent rounding.*

**ROBBERIES (AND ATTEMPTS), 2007**

**By Month and Premise**

MONTH	TOTAL	BANK	LIQUOR STORE	MARKET	CAFE BAR	GAS STATION	DRUG STORE	JEWEL STORE	SCHOOL	RESID	HOTEL MOTEL	STREET PED.	PARK	VEHS	PUB CONV	OTHER BUS
JANUARY	1202	10	9	37	32	17	9	1	17	60	9	758	6	8	1	228
FEBRUARY	1013	5	16	27	26	15	11	0	18	53	5	622	9	6	2	198
MARCH	1092	7	13	40	31	19	11	0	19	60	7	650	8	4	1	222
APRIL	1108	3	8	35	19	19	8	0	8	53	5	729	16	6	2	197
MAY	1214	6	9	30	18	11	7	1	20	73	6	772	15	11	4	231
JUNE	1127	12	14	21	24	17	4	1	9	61	6	724	15	6	3	210
JULY	1124	10	6	32	22	15	5	1	10	53	2	727	16	13	1	211
AUGUST	1155	5	3	27	27	21	8	1	10	83	8	732	7	10	1	212
SEPTEMBER	1081	5	8	16	27	19	6	1	15	67	5	713	12	9	4	174
OCTOBER	1155	2	14	28	30	21	5	2	12	79	5	761	18	6	4	168
NOVEMBER	1096	1	6	36	26	17	14	1	16	66	3	691	10	11	2	196
DECEMBER	1100	8	3	36	13	19	4	0	7	66	6	731	9	5	1	192
<b>TOTAL</b>	<b>13467</b>	<b>74</b>	<b>109</b>	<b>365</b>	<b>295</b>	<b>210</b>	<b>92</b>	<b>9</b>	<b>161</b>	<b>774</b>	<b>67</b>	<b>8610</b>	<b>141</b>	<b>95</b>	<b>26</b>	<b>2439</b>

**By Location of Occurrence and Premise**

COMMUNITY POLICE STATION	TOTAL	BANK	LIQUOR STORE	MARKET	CAFE BAR	GAS STATION	DRUG STORE	JEWEL STORE	SCHOOL	RESID	HOTEL MOTEL	STREET PED.	PARK	VEHS	PUB CONV	OTHER BUS
CENTRAL	456	7	0	4	13	2	2	2	1	10	7	323	4	2	1	78
RAMPART	1238	2	2	25	20	12	15	0	4	68	3	913	35	3	5	131
HOLLENBECK	477	1	2	16	9	10	0	2	6	20	0	315	14	2	0	80
NORTHEAST	526	4	7	26	19	8	8	0	5	27	2	262	6	28	0	124
NEWTON	1021	1	9	25	15	11	0	0	11	53	1	731	7	4	2	151
<b>CENTRAL BUREAU</b>	<b>3718</b>	<b>15</b>	<b>20</b>	<b>96</b>	<b>76</b>	<b>43</b>	<b>25</b>	<b>4</b>	<b>27</b>	<b>178</b>	<b>13</b>	<b>2544</b>	<b>66</b>	<b>39</b>	<b>8</b>	<b>564</b>
SOUTHWEST	1341	3	4	17	29	19	3	0	26	92	9	900	11	4	4	220
HARBOR	409	7	13	8	16	6	9	0	12	27	3	208	9	1	0	90
77TH STREET	1432	5	13	44	27	36	1	1	18	76	11	929	8	1	3	259
SOUTHEAST	1094	0	11	14	7	29	1	1	26	72	1	752	2	10	4	164
<b>SOUTH BUREAU</b>	<b>4276</b>	<b>15</b>	<b>41</b>	<b>83</b>	<b>79</b>	<b>90</b>	<b>14</b>	<b>2</b>	<b>82</b>	<b>267</b>	<b>24</b>	<b>2789</b>	<b>30</b>	<b>16</b>	<b>11</b>	<b>733</b>
HOLLYWOOD	926	5	4	21	12	8	15	0	4	47	8	638	3	20	3	138
WILSHIRE	899	7	2	17	19	8	1	0	3	45	1	646	2	1	3	144
WEST L.A.	323	8	1	6	9	10	3	0	9	29	3	170	3	0	1	71
PACIFIC	454	2	6	17	24	8	3	0	16	18	8	245	4	0	0	103
<b>WEST BUREAU</b>	<b>2602</b>	<b>22</b>	<b>13</b>	<b>61</b>	<b>64</b>	<b>34</b>	<b>22</b>	<b>0</b>	<b>32</b>	<b>139</b>	<b>20</b>	<b>1699</b>	<b>12</b>	<b>21</b>	<b>7</b>	<b>456</b>
VAN NUYS	604	4	7	22	17	1	2	1	7	26	4	373	3	2	0	135
WEST VALLEY	569	12	9	38	22	12	14	0	3	46	3	269	7	1	0	133
NO. HOLLYWOOD	582	2	12	18	10	5	3	1	2	36	0	321	7	11	0	154
FOOTHILL	385	0	2	18	11	9	2	0	2	20	0	232	9	5	0	75
DEVONSHIRE	318	2	2	19	7	3	5	0	3	35	0	151	3	0	0	88
MISSION	413	2	3	10	9	13	5	1	3	27	3	232	4	0	0	101
<b>VALLEY BUREAU</b>	<b>2871</b>	<b>22</b>	<b>35</b>	<b>125</b>	<b>76</b>	<b>43</b>	<b>31</b>	<b>3</b>	<b>20</b>	<b>190</b>	<b>10</b>	<b>1578</b>	<b>33</b>	<b>19</b>	<b>0</b>	<b>686</b>
<b>CITY-WIDE</b>	<b>13467</b>	<b>74</b>	<b>109</b>	<b>365</b>	<b>295</b>	<b>210</b>	<b>92</b>	<b>9</b>	<b>161</b>	<b>774</b>	<b>67</b>	<b>8610</b>	<b>141</b>	<b>95</b>	<b>26</b>	<b>2439</b>

Note: Percentages may not add to 100.0 because of independent rounding.



## ROBBERIES AND ATTEMPTS, 1998-2007

By Month

MONTH	1998	1999	2000	2001	2002	2003	2004	2005	2006	2007
JANUARY	1499	1365	1224	1246	1560	1470	1378	1174	1264	1202
FEBRUARY	1254	1123	1093	1204	1436	1134	1069	934	1069	1013
MARCH	1344	1109	1225	1266	1424	1453	1169	1130	1075	1092
APRIL	1221	1164	1227	1230	1362	1483	1130	1094	1132	1108
MAY	1239	1192	1300	1461	1340	1506	1171	1087	1319	1214
JUNE	1226	1166	1207	1457	1473	1404	1141	1108	1151	1127
JULY	1330	1242	1410	1521	1453	1447	1213	1193	1334	1124
AUGUST	1434	1147	1391	1561	1363	1463	1141	1085	1230	1155
SEPTEMBER	1307	1187	1276	1482	1381	1361	1203	1090	1248	1081
OCTOBER	1300	1143	1362	1595	1506	1302	1194	1168	1130	1155
NOVEMBER	1202	1099	1362	1477	1468	1134	1076	1253	1090	1096
DECEMBER	1267	1248	1402	1549	1361	1327	1127	1180	1232	1100
<b>TOTAL</b>	<b>15623</b>	<b>14185</b>	<b>15479</b>	<b>17049</b>	<b>17127</b>	<b>16484</b>	<b>14012</b>	<b>13496</b>	<b>14274</b>	<b>13467</b>

## ROBBERY CLEARANCES, 2007

By Station and Bureau

COMMUNITY POLICE STATION	NUMBER OF CRIMES		ADULT CLEARED BY		JUVENILE CLEARED BY		TOTAL CASES CLEARED	
	Number	Percent of City Total	Arrest	Other	Arrest	Other	Number	Clearance Rate
CENTRAL	456	3.4	84	42	4	0	130	28.5
RAMPART	1238	9.2	142	59	29	0	230	18.6
HOLLENBECK	477	3.5	69	55	15	0	139	29.1
NORTHEAST	526	3.9	77	33	13	5	128	24.3
NEWTON	1021	7.6	154	77	38	2	271	26.5
<b>CENTRAL BUREAU</b>	<b>3718</b>	<b>27.6</b>	<b>526</b>	<b>266</b>	<b>99</b>	<b>7</b>	<b>898</b>	<b>24.2</b>
SOUTHWEST	1341	10.0	145	146	55	18	364	27.1
HARBOR	409	3.0	104	28	42	2	176	43.0
77TH STREET	1432	10.6	173	95	88	15	371	25.9
SOUTHEAST	1094	8.1	112	45	59	1	217	19.8
<b>SOUTH BUREAU</b>	<b>4276</b>	<b>31.8</b>	<b>534</b>	<b>314</b>	<b>244</b>	<b>36</b>	<b>1128</b>	<b>26.4</b>
HOLLYWOOD	926	6.9	114	54	33	2	203	21.9
WILSHIRE	899	6.7	175	104	34	1	314	34.9
WEST LA	323	2.4	45	18	27	0	90	27.9
PACIFIC	454	3.4	76	20	13	2	111	24.4
<b>WEST BUREAU</b>	<b>2602</b>	<b>19.3</b>	<b>410</b>	<b>196</b>	<b>107</b>	<b>5</b>	<b>718</b>	<b>27.6</b>
VAN NUYS	604	4.5	100	58	31	1	190	31.5
WEST VALLEY	569	4.2	73	32	17	2	124	21.8
NO. HOLLYWOOD	585	4.3	79	35	12	0	126	21.5
FOOTHILL	385	2.9	65	17	12	2	96	24.9
DEVONSHIRE	318	2.4	38	22	16	2	78	24.5
MISSION	410	3.0	85	33	16	3	137	33.4
<b>VALLEY BUREAU</b>	<b>2871</b>	<b>21.3</b>	<b>440</b>	<b>197</b>	<b>104</b>	<b>10</b>	<b>751</b>	<b>26.2</b>
<b>CITY-WIDE</b>	<b>13467</b>	<b>100.0</b>	<b>1910</b>	<b>973</b>	<b>554</b>	<b>58</b>	<b>3495</b>	<b>26.0</b>

Note: Percentages may not add to 100.0 because of independent rounding.

## BURGLARIES (AND ATTEMPTS), 2007

### By Month and Premise

MONTH	TOTAL	RES	HOTEL MOTEL	BANK	MFG CO	LIQ STORE	DRUG STORE	CLOTH STORE	GUN PAWN	OTHER STORE	CAFE BAR	MARK	GAS STA	SCH	MED OFC	OFC BLDG	WHSE	OTHER BUS	OTHER MISC
JANUARY	1720	1206	10	4	2	6	4	22	1	39	38	17	4	39	9	16	4	165	134
FEBRUARY	1568	1139	10	1	1	7	6	22	2	26	37	18	2	22	13	16	7	136	103
MARCH	1595	1134	14	0	1	5	1	20	0	32	33	16	2	34	6	31	13	143	110
APRIL	1516	1083	4	2	2	5	5	12	1	23	36	15	2	48	6	20	0	125	127
MAY	1726	1259	14	1	2	3	10	17	0	34	35	11	3	52	3	15	12	147	108
JUNE	1593	1147	15	2	2	3	7	24	1	28	24	13	1	61	7	20	10	123	105
JULY	1746	1239	11	1	0	3	8	27	0	30	40	16	5	46	3	13	11	163	130
AUGUST	1747	1236	15	2	2	4	2	28	1	39	37	13	4	37	7	24	5	169	122
SEPTEMBER	1615	1212	12	1	2	1	3	25	0	27	44	8	0	34	3	8	6	142	87
OCTOBER	1667	1247	7	1	3	8	3	25	0	29	29	10	3	34	7	10	8	150	93
NOVEMBER	1486	1037	13	2	1	3	4	29	0	34	24	20	2	33	5	12	9	166	92
DECEMBER	1596	1043	13	1	4	6	6	41	0	46	44	13	0	56	9	6	10	198	100
<b>TOTAL</b>	<b>19575</b>	<b>13982</b>	<b>138</b>	<b>18</b>	<b>22</b>	<b>54</b>	<b>59</b>	<b>292</b>	<b>6</b>	<b>387</b>	<b>421</b>	<b>170</b>	<b>28</b>	<b>496</b>	<b>78</b>	<b>191</b>	<b>95</b>	<b>1827</b>	<b>1311</b>

### By Location of Occurrence and Premise

COMMUNITY POLICE STATION	TOTAL	RES	HOTEL MOTEL	BANK	MFG CO	LIQ STORE	DRUG STORE	CLOTH STORE	GUN PAWN	OTHER STORE	CAFE BAR	MARK	GAS STA	SCH	MED OFC	OFC BLDG	WHSE	OTHER BUS	OTHER MISC
CENTRAL	271	74	15	0	0	1	7	21	0	13	23	2	0	0	0	6	10	75	24
RAMPART	763	575	5	0	0	1	5	3	0	14	13	12	1	18	4	29	1	50	32
HOLLENBECK	487	303	1	1	2	4	1	5	0	12	7	6	1	24	9	2	5	43	61
NORTHEAST	816	617	3	2	0	0	0	6	0	9	10	4	1	25	6	4	3	65	61
NEWTON	830	472	3	0	7	3	0	10	0	17	13	14	1	29	0	2	31	164	64
<b>CENTRAL BUREAU</b>	<b>3167</b>	<b>2041</b>	<b>27</b>	<b>3</b>	<b>9</b>	<b>9</b>	<b>13</b>	<b>45</b>	<b>0</b>	<b>65</b>	<b>66</b>	<b>38</b>	<b>4</b>	<b>96</b>	<b>19</b>	<b>43</b>	<b>50</b>	<b>397</b>	<b>242</b>
SOUTHWEST	1375	1067	10	0	0	2	2	34	1	11	12	8	1	36	3	2	3	127	56
HARBOR	876	559	14	0	1	4	6	10	0	21	13	11	1	40	1	4	5	106	80
77TH STREET	1432	1185	5	2	5	4	1	9	0	14	21	19	1	41	0	1	3	58	63
SOUTHEAST	1224	1050	3	0	2	8	1	0	0	6	4	5	3	49	0	0	3	39	51
<b>SOUTH BUREAU</b>	<b>4907</b>	<b>3861</b>	<b>32</b>	<b>2</b>	<b>8</b>	<b>18</b>	<b>10</b>	<b>53</b>	<b>1</b>	<b>52</b>	<b>50</b>	<b>43</b>	<b>6</b>	<b>166</b>	<b>4</b>	<b>7</b>	<b>14</b>	<b>330</b>	<b>250</b>
HOLLYWOOD	983	655	25	2	0	3	2	19	0	18	34	6	7	20	6	29	2	84	71
WILSHIRE	1336	1046	4	0	0	0	2	9	0	29	26	5	1	18	4	15	0	116	61
WEST L.A.	1118	835	2	1	0	0	1	18	1	14	33	1	0	8	5	21	0	90	88
PACIFIC	1138	862	16	3	0	1	1	13	0	14	26	7	1	15	0	3	1	85	90
<b>WEST BUREAU</b>	<b>4575</b>	<b>3398</b>	<b>47</b>	<b>6</b>	<b>0</b>	<b>4</b>	<b>6</b>	<b>59</b>	<b>1</b>	<b>75</b>	<b>119</b>	<b>19</b>	<b>9</b>	<b>61</b>	<b>15</b>	<b>68</b>	<b>3</b>	<b>375</b>	<b>310</b>
VAN NUYS	1192	774	3	4	1	7	3	39	1	36	31	14	1	26	7	19	3	143	80
WEST VALLEY	1919	1335	8	2	0	2	13	21	2	56	58	13	4	52	17	34	1	194	107
NO. HOLLYWOOD	1345	936	14	1	0	5	2	29	0	52	44	9	1	19	7	6	8	96	116
FOOTHILL	647	428	1	0	3	3	1	9	0	20	16	6	0	17	2	3	5	50	83
DEVONSHIRE	1046	675	2	0	1	4	4	23	0	25	19	13	0	18	3	7	11	165	76
MISSION	777	534	4	0	0	2	7	14	1	6	18	15	3	41	4	4	0	77	47
<b>VALLEY BUREAU</b>	<b>6926</b>	<b>4682</b>	<b>32</b>	<b>7</b>	<b>5</b>	<b>23</b>	<b>30</b>	<b>135</b>	<b>4</b>	<b>195</b>	<b>186</b>	<b>70</b>	<b>9</b>	<b>173</b>	<b>40</b>	<b>73</b>	<b>28</b>	<b>725</b>	<b>509</b>
<b>CITY-WIDE</b>	<b>19575</b>	<b>13982</b>	<b>138</b>	<b>18</b>	<b>22</b>	<b>54</b>	<b>59</b>	<b>292</b>	<b>6</b>	<b>387</b>	<b>421</b>	<b>170</b>	<b>28</b>	<b>496</b>	<b>78</b>	<b>191</b>	<b>95</b>	<b>1827</b>	<b>1311</b>

Note: Percentages may not add to 100.0 because of independent rounding.

## BURGLARIES AND ATTEMPTS, 1998-2007

By Month

MONTH	1998	1999	2000	2001	2002	2003	2004	2005	2006	2007
JANUARY	2347	1875	1904	2158	2216	2068	2039	1864	1757	1720
FEBRUARY	2310	1723	1794	1862	1841	1911	1768	1665	1476	1568
MARCH	2353	1779	2016	2123	1961	2073	1944	1709	1655	1595
APRIL	2123	1645	1893	1981	2070	2018	1727	1743	1585	1516
MAY	2365	1804	2121	2110	1995	2222	1982	1793	1717	1726
JUNE	2122	1630	2014	2168	1918	1950	2069	1824	1644	1593
JULY	2143	1789	1981	2264	2027	2077	1985	1859	1703	1746
AUGUST	2193	1806	2009	2156	2307	2147	1793	1809	1744	1747
SEPTEMBER	1961	1770	2025	1998	2076	2158	1817	1786	1662	1615
OCTOBER	2084	1898	2065	2200	2129	2096	1866	1850	1752	1667
NOVEMBER	1884	1830	2053	2064	2155	1932	1789	1926	1626	1486
DECEMBER	1935	1831	2456	2296	2135	2168	1980	1938	1789	1596
<b>TOTAL</b>	<b>25820</b>	<b>21380</b>	<b>24331</b>	<b>25380</b>	<b>24830</b>	<b>24820</b>	<b>22759</b>	<b>21766</b>	<b>20110</b>	<b>19575</b>

## BURGLARY CLEARANCES, 2007

By Station and Bureau

COMMUNITY POLICE STATION	NUMBER OF CRIMES		ADULT CLEARED BY		JUVENILE CLEARED BY		TOTAL CASES CLEARED	
	Number	Percent of City Total	Arrest	Other	Arrest	Other	Number	Clearance Rate
CENTRAL	271	1.4	38	19	0	0	57	21.0
RAMPART	763	3.9	47	37	7	1	92	12.1
HOLLENBECK	487	2.5	43	24	24	11	102	20.9
NORTHEAST	816	4.2	51	58	6	0	115	14.1
NEWTON	830	4.2	63	29	10	1	103	12.4
<b>CENTRAL BUREAU</b>	<b>3167</b>	<b>16.2</b>	<b>242</b>	<b>167</b>	<b>47</b>	<b>13</b>	<b>469</b>	<b>14.8</b>
SOUTHWEST	1375	7.0	81	30	18	2	131	9.5
HARBOR	876	4.5	65	42	59	8	174	19.9
77TH STREET	1432	7.3	49	20	14	7	90	6.3
SOUTHEAST	1224	6.3	53	45	22	28	148	12.1
<b>SOUTH BUREAU</b>	<b>4907</b>	<b>25.1</b>	<b>248</b>	<b>137</b>	<b>113</b>	<b>45</b>	<b>543</b>	<b>11.1</b>
HOLLYWOOD	983	5.0	70	52	6	2	130	13.2
WILSHIRE	1336	6.8	52	34	11	8	105	7.9
WEST LA	1118	5.7	70	131	8	0	209	18.7
PACIFIC	1138	5.8	73	33	7	0	113	9.9
<b>WEST BUREAU</b>	<b>4575</b>	<b>23.4</b>	<b>265</b>	<b>250</b>	<b>32</b>	<b>10</b>	<b>557</b>	<b>12.2</b>
VAN NUYS	1192	6.1	94	59	24	10	187	15.7
WEST VALLEY	1919	9.8	116	94	11	1	222	11.6
NO. HOLLYWOOD	1345	6.9	85	51	33	6	175	13.0
FOOTHILL	647	3.3	52	28	11	1	92	14.2
DEVONSHIRE	1046	5.3	85	29	8	0	122	11.7
MISSION	777	4.0	61	65	7	5	138	17.8
<b>VALLEY BUREAU</b>	<b>6926</b>	<b>35.4</b>	<b>493</b>	<b>326</b>	<b>94</b>	<b>23</b>	<b>936</b>	<b>13.5</b>
<b>CITY-WIDE</b>	<b>19575</b>	<b>100.0</b>	<b>1248</b>	<b>880</b>	<b>286</b>	<b>91</b>	<b>2505</b>	<b>12.8</b>

Note: Percentages may not add to 100.0 because of independent rounding.

## LARCENIES AND ATTEMPTS, 2007 \*

### By Month and Type

COMMUNITY POLICE STATION	TOTAL	PICK POCKET	PURSE SNATCH	SHOP LIFT	TILL TAP	BTFV	DISHONEST EMPLOYEE	BIKES	OTHER THEFTS
JANUARY	5281	3	25	269	3	2979	3	24	1975
FEBRUARY	4650	4	29	232	0	2547	4	32	1802
MARCH	4825	3	25	214	0	2482	8	22	2071
APRIL	4807	5	29	220	0	2579	4	10	1960
MAY	5024	2	34	228	2	2627	5	10	2116
JUNE	4789	3	35	191	0	2470	5	11	2074
JULY	4699	4	29	166	2	2410	2	8	2078
AUGUST	4888	2	30	211	0	2616	3	21	2005
SEPTEMBER	4533	2	30	175	2	2304	4	23	1993
OCTOBER	4813	2	23	198	0	2448	5	27	2110
NOVEMBER	4654	6	24	191	0	2414	6	13	2000
DECEMBER	4791	2	33	248	0	2524	9	9	1966
<b>TOTAL</b>	<b>57754</b>	<b>38</b>	<b>346</b>	<b>2543</b>	<b>9</b>	<b>30400</b>	<b>58</b>	<b>210</b>	<b>24150</b>

### By Location of Occurrence and Type

COMMUNITY POLICE STATION	TOTAL	PICK POCKET	PURSE SNATCH	SHOP LIFT	TILL TAP	BTFV	DISHONEST EMPLOYEE	BIKES	OTHER THEFTS
CENTRAL	2011	1	15	103	0	760	5	2	1125
RAMPART	2615	6	31	43	1	1436	0	26	1072
HOLLENBECK	1748	2	9	24	0	914	2	1	796
NORTHEAST	3117	2	15	225	1	1743	2	0	1129
NEWTON	2059	1	22	6	0	1136	5	1	888
<b>CENTRAL BUREAU</b>	<b>11550</b>	<b>12</b>	<b>92</b>	<b>401</b>	<b>2</b>	<b>5989</b>	<b>14</b>	<b>30</b>	<b>5010</b>
SOUTHWEST	3420	2	26	136	1	1435	1	174	1645
HARBOR	2424	0	5	39	0	1383	0	0	997
77TH STREET	2343	1	43	57	1	1196	0	0	1045
SOUTHEAST	1729	0	27	32	0	844	0	0	826
<b>SOUTH BUREAU</b>	<b>9916</b>	<b>3</b>	<b>101</b>	<b>264</b>	<b>2</b>	<b>4858</b>	<b>1</b>	<b>174</b>	<b>4513</b>
HOLLYWOOD	3696	3	20	149	1	1980	0	1	1542
WILSHIRE	3932	4	55	95	2	1902	2	0	1872
WEST LA	3495	1	3	76	0	1921	3	1	1490
PACIFIC	4033	7	4	34	2	1774	2	1	2209
<b>WEST BUREAU</b>	<b>15156</b>	<b>15</b>	<b>82</b>	<b>354</b>	<b>5</b>	<b>7577</b>	<b>7</b>	<b>3</b>	<b>7113</b>
VAN NUYS	3999	0	21	264	0	2233	1	1	1479
WEST VALLEY	5167	1	22	655	0	2635	25	0	1829
NO. HOLLYWOOD	4122	1	11	136	0	2644	4	0	1326
FOOTHILL	2026	0	5	83	0	1105	3	2	828
DEVONSHIRE	3297	6	4	303	0	1895	3	0	1086
MISSION	2521	0	8	83	0	1464	0	0	966
<b>VALLEY BUREAU</b>	<b>21132</b>	<b>8</b>	<b>71</b>	<b>1524</b>	<b>0</b>	<b>11976</b>	<b>36</b>	<b>3</b>	<b>7514</b>
<b>CITY-WIDE</b>	<b>57754</b>	<b>38</b>	<b>346</b>	<b>2543</b>	<b>9</b>	<b>30400</b>	<b>58</b>	<b>210</b>	<b>24150</b>

\* Except Vehicle Theft

## LARCENIES AND ATTEMPTS, 1998-2007

By Month

MONTH	1998	1999	2000	2001	2002	2003	2004	2005	2006	2007
JANUARY	7223	7158	6164	6996	6705	6585	6530	5776	5042	5281
FEBRUARY	6307	6065	5837	6057	6064	5874	6314	5084	4457	4650
MARCH	6951	6467	6255	6878	6841	6711	6586	5535	4949	4825
APRIL	6335	6052	6208	6331	6538	6340	5695	5517	4725	4807
MAY	6596	6201	6332	6509	6596	6614	6000	5473	4955	5024
JUNE	6537	6065	6279	6436	6336	6373	5761	5393	4656	4789
JULY	6624	6090	6489	6689	6517	6300	5814	5091	5124	4699
AUGUST	6389	5934	6347	6604	6881	6117	5754	5180	5139	4888
SEPTEMBER	6088	5591	6060	5918	6253	6095	5325	5033	4861	4533
OCTOBER	6502	5924	6489	6606	6819	6531	5897	5307	4734	4813
NOVEMBER	6334	5772	6347	6440	6523	6143	5474	4936	4632	4654
DECEMBER	6495	5875	6731	6803	6278	6140	5570	5107	5167	4791
<b>TOTAL</b>	<b>78381</b>	<b>73194</b>	<b>75538</b>	<b>78267</b>	<b>78351</b>	<b>75823</b>	<b>70720</b>	<b>63432</b>	<b>58441</b>	<b>57754</b>

## LARCENY CLEARANCES, 2007

By Station and Bureau

COMMUNITY POLICE STATION	NUMBER OF CRIMES		ADULT CLEARED BY		JUVENILE CLEARED BY		TOTAL CASES CLEARED	
	Number	Percent of City Total	Arrest	Other	Arrest	Other	Number	Clearance Rate
CENTRAL	2011	3.5	134	74	3	0	211	10.5
RAMPART	2615	4.5	153	173	12	6	344	13.2
HOLLENBECK	1748	3.0	66	65	15	3	149	8.5
NORTHEAST	3117	5.4	171	101	21	4	297	9.5
NEWTON	2059	3.6	80	79	11	2	172	8.4
<b>CENTRAL BUREAU</b>	<b>11550</b>	<b>20.0</b>	<b>604</b>	<b>492</b>	<b>62</b>	<b>15</b>	<b>1173</b>	<b>10.2</b>
SOUTHWEST	3420	5.9	218	104	50	7	379	11.1
HARBOR	2424	4.2	131	152	36	7	326	13.4
77TH STREET	2343	4.1	80	86	24	5	195	8.3
SOUTHEAST	1729	3.0	118	79	33	11	241	13.9
<b>SOUTH BUREAU</b>	<b>9916</b>	<b>17.2</b>	<b>547</b>	<b>421</b>	<b>143</b>	<b>30</b>	<b>1141</b>	<b>11.5</b>
HOLLYWOOD	3696	6.4	136	240	25	3	404	10.9
WILSHIRE	3932	6.8	238	304	54	1	597	15.2
WEST LA	3495	6.1	167	340	31	2	540	15.5
PACIFIC	4033	7.0	204	126	14	4	348	8.6
<b>WEST BUREAU</b>	<b>15156</b>	<b>26.2</b>	<b>745</b>	<b>1010</b>	<b>124</b>	<b>10</b>	<b>1889</b>	<b>12.5</b>
VAN NUYS	3999	6.9	214	157	33	11	415	10.4
WEST VALLEY	5167	8.9	366	338	52	13	769	14.9
NO. HOLLYWOOD	4122	7.1	159	116	56	6	337	8.2
FOOTHILL	2026	3.5	114	70	20	4	208	10.3
DEVONSHIRE	3297	5.7	180	165	19	14	378	11.5
MISSION	2521	4.4	125	96	9	7	237	9.4
<b>VALLEY BUREAU</b>	<b>21132</b>	<b>36.6</b>	<b>1158</b>	<b>942</b>	<b>189</b>	<b>55</b>	<b>2344</b>	<b>11.1</b>
<b>CITY-WIDE</b>	<b>57754</b>	<b>100.0</b>	<b>3054</b>	<b>2865</b>	<b>518</b>	<b>110</b>	<b>6547</b>	<b>11.3</b>

Note: Percentages may not add to 100.0 because of independent rounding.

**VEHICLE THEFTS (AND ATTEMPTS), 2007**  
By Location of Occurrence and Premise/Type of Vehicle

COMMUNITY POLICE STATION	TOTAL	RECOVERED IN AREA STOLEN		BY TYPE OF PREMISE WHERE THEFT OCCURRED									BY TYPE OF VEHICLE				
		NO.	% *	ALLEY	DRIVE WAY	PVT. GAR.	GAS STA. LOT	FWY. ST. ETC.	AUTO DLR LOT	VAC LOT	PKG LOT	OTHER	AUTO	TRUCK	MOTOR CYCLE	MOTOR SCOTR BIKE	MISC
CENTRAL	457	95	20.8	1	5	8	5	298	2	0	129	9	287	131	10	1	28
RAMPART	1372	430	31.3	2	15	20	1	1156	3	0	167	8	920	365	17	3	67
HOLLENBECK	1504	586	39.0	3	42	11	1	1189	0	0	240	18	998	412	15	3	76
NORTHEAST	1531	560	36.6	5	58	24	2	1176	0	1	252	13	1018	403	39	2	69
NEWTON	1740	674	38.7	5	37	1	8	1480	0	0	199	10	1067	530	7	0	136
<b>CENTRAL BUREAU</b>	<b>6604</b>	<b>2345</b>	<b>35.5</b>	<b>16</b>	<b>157</b>	<b>64</b>	<b>17</b>	<b>5299</b>	<b>5</b>	<b>1</b>	<b>987</b>	<b>58</b>	<b>4290</b>	<b>1841</b>	<b>88</b>	<b>9</b>	<b>376</b>
SOUTHWEST	1517	483	31.8	14	72	21	5	1223	1	0	172	9	1042	407	7	0	61
HARBOR	1270	534	42.0	12	62	21	0	890	1	0	258	26	693	442	30	5	100
77TH STREET	1843	594	32.2	5	91	8	13	1485	1	0	219	21	1269	466	12	0	96
SOUTHEAST	1557	476	30.6	9	62	4	6	1306	0	0	159	11	1098	389	14	1	55
<b>SOUTH BUREAU</b>	<b>6187</b>	<b>2087</b>	<b>33.7</b>	<b>40</b>	<b>287</b>	<b>54</b>	<b>24</b>	<b>4904</b>	<b>3</b>	<b>0</b>	<b>808</b>	<b>67</b>	<b>4102</b>	<b>1704</b>	<b>63</b>	<b>6</b>	<b>312</b>
HOLLYWOOD	1164	296	25.4	3	41	38	1	923	1	0	153	4	757	324	39	4	40
WILSHIRE	1360	357	26.3	3	70	24	2	1090	3	0	163	5	910	371	16	3	60
WEST L.A.	481	63	13.1	7	37	47	1	292	3	1	78	15	268	150	33	3	27
PACIFIC	953	216	22.7	11	52	57	1	547	0	1	274	10	523	309	82	2	37
<b>WEST BUREAU</b>	<b>3958</b>	<b>932</b>	<b>23.5</b>	<b>24</b>	<b>200</b>	<b>166</b>	<b>5</b>	<b>2852</b>	<b>7</b>	<b>2</b>	<b>668</b>	<b>34</b>	<b>2458</b>	<b>1154</b>	<b>170</b>	<b>12</b>	<b>164</b>
VAN NUYS	1453	438	30.1	6	49	47	3	995	6	2	329	16	909	425	41	1	77
WEST VALLEY	1266	425	33.6	13	82	53	1	799	8	1	288	21	785	337	53	0	91
NO. HOLLYWOOD	1686	618	36.7	9	73	37	1	1229	4	0	310	23	1115	463	30	0	78
FOOTHILL	1076	433	40.2	3	82	12	1	785	1	0	172	20	629	340	20	1	86
DEVONSHIRE	860	221	25.7	7	76	21	0	475	2	1	263	15	497	264	43	0	56
MISSION	1213	395	32.6	12	66	10	5	874	1	0	235	10	764	330	21	3	95
<b>VALLEY BUREAU</b>	<b>7554</b>	<b>2530</b>	<b>33.5</b>	<b>50</b>	<b>428</b>	<b>180</b>	<b>11</b>	<b>5157</b>	<b>22</b>	<b>4</b>	<b>1597</b>	<b>105</b>	<b>4699</b>	<b>2159</b>	<b>208</b>	<b>5</b>	<b>483</b>
<b>CITY-WIDE</b>	<b>24303</b>	<b>7894</b>	<b>32.5</b>	<b>130</b>	<b>1072</b>	<b>464</b>	<b>57</b>	<b>18212</b>	<b>37</b>	<b>7</b>	<b>4060</b>	<b>264</b>	<b>15549</b>	<b>6858</b>	<b>529</b>	<b>32</b>	<b>1335</b>

\* Percent of Total

## VEHICLE THEFTS (EXCLUDES ATTEMPTS), 1998-2007

By Month

MONTH	1998	1999	2000	2001	2002	2003	2004	2005	2006	2007
JANUARY	2789	2485	2274	2358	2770	2702	2624	2300	2157	2166
FEBRUARY	2624	1970	2227	2202	2443	2404	2425	2165	1880	1981
MARCH	2636	2125	2211	2386	2696	2887	2778	2413	2136	1982
APRIL	2267	2153	2279	2286	2643	2875	2321	2284	2043	1969
MAY	2424	2146	2364	2446	2568	2786	2394	2334	2165	2006
JUNE	2209	2049	2443	2470	2682	2690	2344	2216	1947	2000
JULY	2290	1979	2458	2558	2897	2596	2334	2252	2064	2079
AUGUST	2506	1910	2598	2579	2807	2568	2412	2233	2144	1954
SEPTEMBER	2434	1967	2370	2526	2684	2712	2129	2174	2121	1950
OCTOBER	2199	2022	2379	2837	2854	2750	2446	2352	2110	1973
NOVEMBER	2223	1999	2320	2751	2761	2773	2240	2328	2084	1765
DECEMBER	2284	2097	2426	3087	2822	2575	2406	2304	2248	1918
<b>TOTAL</b>	<b>28885</b>	<b>24902</b>	<b>28349</b>	<b>30486</b>	<b>32627</b>	<b>32318</b>	<b>28853</b>	<b>27355</b>	<b>25099</b>	<b>23743</b>

## VEHICLE THEFT (INCLUDES ATTEMPTS) CLEARANCES, 2007

By Station and Bureau

COMMUNITY POLICE STATION	NUMBER OF CRIMES		ADULT CLEARED BY		JUVENILE CLEARED BY		TOTAL CASES CLEARED	
	Number	Percent of City Total	Arrest	Other	Arrest	Other	Number	Clearance Rate
CENTRAL	457	1.9	19	24	2	0	45	9.8
RAMPART	1372	5.6	36	34	1	0	71	5.2
HOLLENBECK	1504	6.2	39	36	3	1	79	5.3
NORTHEAST	1531	6.3	82	47	31	0	160	10.5
NEWTON	1740	7.2	56	59	12	0	127	7.3
<b>CENTRAL BUREAU</b>	<b>6604</b>	<b>27.2</b>	<b>232</b>	<b>200</b>	<b>49</b>	<b>1</b>	<b>482</b>	<b>7.3</b>
			37					
SOUTHWEST	1517	6.2	51	80	16	2	149	9.8
HARBOR	1270	5.2	28	67	13	0	108	8.5
77TH STREET	1843	7.6	93	99	22	3	217	11.8
SOUTHEAST	1557	6.4	82	50	27	1	160	10.3
<b>SOUTH BUREAU</b>	<b>6187</b>	<b>25.5</b>	<b>254</b>	<b>296</b>	<b>78</b>	<b>6</b>	<b>634</b>	<b>10.2</b>
HOLLYWOOD	1164	4.8	69	30	10	0	109	9.4
WILSHIRE	1360	5.6	52	65	7	10	134	9.9
WEST LA	481	2.0	33	36	5	0	74	15.4
PACIFIC	953	3.9	36	50	2	0	88	9.2
<b>WEST BUREAU</b>	<b>3958</b>	<b>16.3</b>	<b>190</b>	<b>181</b>	<b>24</b>	<b>10</b>	<b>405</b>	<b>10.2</b>
VAN NUYS	1453	6.0	42	31	7	0	80	5.5
WEST VALLEY	1266	5.2	51	48	10	0	109	8.6
NO. HOLLYWOOD	1686	6.9	59	46	10	4	119	7.1
FOOTHILL	1076	4.4	48	23	13	1	85	7.9
DEVONSHIRE	860	3.5	38	29	12	0	79	9.2
MISSION	1213	5.0	54	30	15	0	99	8.2
<b>VALLEY BUREAU</b>	<b>7554</b>	<b>31.1</b>	<b>292</b>	<b>207</b>	<b>67</b>	<b>5</b>	<b>571</b>	<b>7.6</b>
<b>CITY-WIDE</b>	<b>24303</b>	<b>100.0</b>	<b>968</b>	<b>884</b>	<b>218</b>	<b>22</b>	<b>2092</b>	<b>8.6</b>

Note: Percentages may not add to 100.0 because of independent rounding.

**VEHICLE RECOVERIES, 1998-2007 (LAPD STOLENS RECOVERED ANYWHERE)**

By Month

MONTH	1998	1999	2000	2001	2002	2003	2004	2005	2006	2007
JANUARY	2640	1885	2112	2273	2686	2671	2517	2202	2207	2100
FEBRUARY	2326	1546	1958	2030	2318	2220	2214	1888	1737	1771
MARCH	2471	1700	1911	2285	2499	2529	2625	2290	1963	1883
APRIL	2124	2075	1623	1983	2502	2729	2213	1990	1870	1797
MAY	2230	2085	1755	2306	2427	2602	2149	2205	1931	1810
JUNE	2095	1889	2385	2132	2452	2516	2122	2058	1911	1737
JULY	2061	1843	2315	2418	2719	2424	2176	1984	1875	1893
AUGUST	2218	1737	2454	2410	2644	2388	2107	2048	2013	1884
SEPTEMBER	2210	1717	2161	2227	2487	2426	2061	2015	1928	1754
OCTOBER	2069	1738	2129	2620	2660	2553	2057	2051	1921	1835
NOVEMBER	1994	1765	2133	2503	2379	2382	1948	2111	1943	1619
DECEMBER	1962	1765	2216	2769	2579	2416	2072	2172	2011	1595
<b>TOTAL</b>	<b>26400</b>	<b>21745</b>	<b>25152</b>	<b>27956</b>	<b>30352</b>	<b>29856</b>	<b>26261</b>	<b>25014</b>	<b>23310</b>	<b>21678</b>
<b>% RECOVERED</b>	<b>91.4</b>	<b>87.3</b>	<b>88.7</b>	<b>91.7</b>	<b>93.0</b>	<b>92.4</b>	<b>91.0</b>	<b>91.4</b>	<b>92.9</b>	<b>91.3</b>

**VEHICLES RECOVERED IN THE CITY, 2007**

By Station, Bureau and Month

COMMUNITY POLICE STATION	TOTAL	%	JAN	FEB	MAR	APR	MAY	JUN	JUL	AUG	SEP	OCT	NOV	DEC
CENTRAL	418	1.9	35	30	38	29	36	33	33	38	43	35	32	36
RAMPART	1103	5.0	101	83	105	78	108	69	117	93	76	83	83	107
HOLLENBECK	1658	7.5	191	132	149	130	107	122	117	174	117	133	137	149
NORTHEAST	1320	6.0	128	99	95	115	94	98	101	107	142	134	115	92
NEWTON	2325	10.6	189	166	191	162	180	173	202	203	173	237	228	221
<b>CENTRAL BUREAU</b>	<b>6824</b>	<b>31.0</b>	<b>644</b>	<b>510</b>	<b>578</b>	<b>514</b>	<b>525</b>	<b>495</b>	<b>570</b>	<b>615</b>	<b>551</b>	<b>622</b>	<b>595</b>	<b>605</b>
SOUTHWEST	1406	6.4	134	139	134	103	129	111	125	118	92	125	109	87
HARBOR	938	4.3	99	106	90	72	82	63	78	89	74	63	57	65
77TH STREET	1998	9.1	190	152	162	170	191	178	169	148	161	181	142	154
SOUTHEAST	1915	8.7	144	142	137	179	159	151	158	153	174	183	182	153
<b>SOUTH BUREAU</b>	<b>6257</b>	<b>28.5</b>	<b>567</b>	<b>539</b>	<b>523</b>	<b>524</b>	<b>561</b>	<b>503</b>	<b>530</b>	<b>508</b>	<b>501</b>	<b>552</b>	<b>490</b>	<b>459</b>
HOLLYWOOD	709	3.2	80	73	70	65	61	74	50	52	46	44	49	45
WILSHIRE	983	4.5	104	56	76	93	84	71	97	91	75	78	77	81
WEST L.A.	289	1.3	22	28	30	25	25	21	22	25	20	31	16	24
PACIFIC	763	3.5	87	53	61	51	67	68	80	59	71	59	51	56
<b>WEST BUREAU</b>	<b>2744</b>	<b>12.5</b>	<b>293</b>	<b>210</b>	<b>237</b>	<b>234</b>	<b>237</b>	<b>234</b>	<b>249</b>	<b>227</b>	<b>212</b>	<b>212</b>	<b>193</b>	<b>206</b>
VAN NUYS	1110	5.0	126	92	108	81	91	87	89	103	85	103	77	68
WEST VALLEY	925	4.2	100	64	87	91	87	84	80	79	67	71	49	66
NO. HOLLYWOOD	1280	5.8	178	132	121	105	98	95	107	90	110	88	88	68
FOOTHILL	1206	5.5	126	117	124	111	109	75	93	89	95	86	87	94
DEVONSHIRE	585	2.7	48	44	56	55	45	66	56	47	40	41	53	34
MISSION	1053	4.8	123	71	98	99	59	82	102	128	97	79	52	63
<b>VALLEY BUREAU</b>	<b>6159</b>	<b>28.0</b>	<b>701</b>	<b>520</b>	<b>594</b>	<b>542</b>	<b>489</b>	<b>489</b>	<b>527</b>	<b>536</b>	<b>494</b>	<b>468</b>	<b>406</b>	<b>393</b>
<b>CITY-WIDE</b>	<b>21984</b>	<b>100.0</b>	<b>2205</b>	<b>1779</b>	<b>1932</b>	<b>1814</b>	<b>1812</b>	<b>1721</b>	<b>1876</b>	<b>1886</b>	<b>1758</b>	<b>1854</b>	<b>1684</b>	<b>1663</b>
<b>RECOVERED WITHIN:</b>			<b>LESS THAN 1 DAY</b>	<b>1 DAY</b>	<b>2 DAYS</b>	<b>3 DAYS</b>	<b>1 WEEK</b>	<b>1 MTH</b>	<b>3 MTHS</b>	<b>6 MTHS</b>	<b>+6 MTHS</b>	<b>UNK</b>	<b>TOTAL</b>	
			2460	2894	1350	996	2348	3969	1418	357	251	5941	21984	

2.14



## IDENTITY THEFT, 2007

By Month

COMMUNITY POLICE STATIONS	JAN	FEB	MAR	APR	MAY	JUN	JUL	AUG	SEP	OCT	NOV	DEC	TOTAL
CENTRAL	16	9	22	13	17	12	19	17	14	14	9	12	174
RAMPART	65	37	63	43	48	35	45	53	44	49	64	45	591
HOLLENBECK	51	30	27	20	28	25	31	28	28	26	21	33	348
NORTHEAST	77	44	106	68	61	67	65	64	45	62	49	70	778
NEWTON	56	33	44	34	21	41	37	37	41	36	38	31	449
<b>CENTRAL BUREAU</b>	<b>265</b>	<b>153</b>	<b>262</b>	<b>178</b>	<b>175</b>	<b>180</b>	<b>197</b>	<b>199</b>	<b>172</b>	<b>187</b>	<b>181</b>	<b>191</b>	<b>2340</b>
SOUTHWEST	114	68	57	57	57	66	64	65	54	70	58	57	787
HARBOR	64	42	47	24	49	44	45	44	36	41	38	36	510
77TH STREET	90	60	58	57	38	67	62	68	48	63	54	58	723
SOUTHEAST	57	40	43	41	40	30	42	38	32	36	28	38	465
<b>SOUTH BUREAU</b>	<b>325</b>	<b>210</b>	<b>205</b>	<b>179</b>	<b>184</b>	<b>207</b>	<b>213</b>	<b>215</b>	<b>170</b>	<b>210</b>	<b>178</b>	<b>189</b>	<b>2485</b>
HOLLYWOOD	64	56	74	59	50	54	67	70	71	65	51	45	726
WILSHIRE	74	53	69	78	76	75	118	75	52	75	74	64	883
WEST LOS ANGELES	72	52	69	65	53	64	65	87	57	65	64	61	774
PACIFIC	71	49	50	35	31	38	45	43	38	49	43	40	532
<b>WEST BUREAU</b>	<b>281</b>	<b>210</b>	<b>262</b>	<b>237</b>	<b>210</b>	<b>231</b>	<b>295</b>	<b>275</b>	<b>218</b>	<b>254</b>	<b>232</b>	<b>210</b>	<b>2915</b>
VAN NUYS	135	128	103	100	110	114	81	91	75	109	88	96	1230
WEST VALLEY	169	113	125	127	144	128	110	123	97	97	100	106	1439
NO. HOLLYWOOD	106	117	76	92	90	81	109	103	84	89	96	96	1139
FOOTHILL	61	45	57	64	67	61	60	65	50	66	56	43	695
DEVONSHIRE	77	66	81	74	87	81	73	77	62	65	95	87	925
MISSION	95	76	76	56	74	65	81	74	66	94	73	62	892
<b>VALLEY BUREAU</b>	<b>643</b>	<b>545</b>	<b>518</b>	<b>513</b>	<b>572</b>	<b>530</b>	<b>514</b>	<b>533</b>	<b>434</b>	<b>520</b>	<b>508</b>	<b>490</b>	<b>6320</b>
<b>CITY-WIDE</b>	<b>1514</b>	<b>1118</b>	<b>1247</b>	<b>1107</b>	<b>1141</b>	<b>1148</b>	<b>1219</b>	<b>1222</b>	<b>994</b>	<b>1171</b>	<b>1099</b>	<b>1080</b>	<b>14060</b>

**PART II OFFENSES AND OTHER INCIDENTS, 2007**  
By Station and Bureau

COMMUNITY POLICE STATION	GRAND TOTAL	OTHR ASSLTS*	FORG CNTRFT	FRAUD	EMBEZZ	VAND	WEAPON	PIMP AND PAND	OTHER SEX OFFENSE	AGNST FAMILY CHILD	DISORD COND	VAG	ALL OTHER VIOLS
CENTRAL	3069	1343	139	2	30	517	80	2	89	13	20	86	748
RAMPART	5029	2291	109	44	29	1213	115	2	252	69	17	52	836
HOLLENBECK	3427	1412	40	14	4	916	68	0	216	44	6	46	661
NORTHEAST	4346	1536	122	17	19	1423	79	2	169	55	40	98	786
NEWTON	4056	1782	96	6	20	909	102	2	211	58	12	39	819
<b>CENTRAL BUREAU</b>	<b>19927</b>	<b>8364</b>	<b>506</b>	<b>83</b>	<b>102</b>	<b>4978</b>	<b>444</b>	<b>8</b>	<b>937</b>	<b>239</b>	<b>95</b>	<b>321</b>	<b>3850</b>
SOUTHWEST	6069	2701	179	16	25	1340	147	0	229	74	17	97	1244
HARBOR	3622	1410	116	14	20	1193	108	0	139	41	11	28	542
77TH STREET	6274	2820	137	3	8	1410	155	11	264	68	10	61	1327
SOUTHEAST	4669	2271	61	2	5	1139	87	6	199	65	4	62	768
<b>SOUTH BUREAU</b>	<b>20634</b>	<b>9202</b>	<b>493</b>	<b>35</b>	<b>58</b>	<b>5082</b>	<b>497</b>	<b>17</b>	<b>831</b>	<b>248</b>	<b>42</b>	<b>248</b>	<b>3881</b>
HOLLYWOOD	4526	1868	108	11	50	1296	91	7	134	22	18	146	775
WILSHIRE	5624	2166	229	36	99	1365	76	3	174	45	36	106	1289
WEST L.A.	3576	1118	152	34	42	1150	77	2	76	7	48	140	730
PACIFIC	5014	1325	133	4	894	1197	76	5	99	12	68	73	1128
<b>WEST BUREAU</b>	<b>18740</b>	<b>6477</b>	<b>622</b>	<b>85</b>	<b>1085</b>	<b>5008</b>	<b>320</b>	<b>17</b>	<b>483</b>	<b>86</b>	<b>170</b>	<b>465</b>	<b>3922</b>
VAN NUYS	5969	2426	220	3	41	1685	107	10	232	72	19	116	1038
WEST VALLEY	6148	2195	273	22	91	1852	87	6	204	52	93	108	1165
NO. HOLLYWOOD	4872	1725	192	6	52	1505	78	2	179	37	24	94	978
FOOTHILL	3740	1518	100	4	12	1082	90	2	187	33	16	59	637
DEVONSHIRE	4141	1329	148	23	82	1471	50	0	107	21	52	135	723
MISSION	4253	1734	116	31	15	1167	64	0	207	55	16	83	765
<b>VALLEY BUREAU</b>	<b>29123</b>	<b>10927</b>	<b>1049</b>	<b>89</b>	<b>293</b>	<b>8762</b>	<b>476</b>	<b>20</b>	<b>1116</b>	<b>270</b>	<b>220</b>	<b>595</b>	<b>5306</b>
<b>CITY-WIDE</b>	<b>88424</b>	<b>34970</b>	<b>2670</b>	<b>292</b>	<b>1538</b>	<b>23830</b>	<b>1737</b>	<b>62</b>	<b>3367</b>	<b>843</b>	<b>527</b>	<b>1629</b>	<b>16959</b>

\* 'OTHER ASSLTS' include Child/Spousal Simple Assaults also.

**UNIFORM CRIME REPORT - ARSON  
OFFENSE REPORTED AND CLEARED  
BY JURISDICTION  
ANNUAL 2007**

**LOS ANGELES POLICE DEPARTMENT**

TYPE OF PROPERTY	OFFENSES			CLEARANCES		UNINHABITED STRUCTURE	PROPERTY DAMAGE VALUE
	REPORTED	UNFOUNDED	ACTUAL	TOTAL	UNDER 18		
<b>STRUCTURAL</b>							
SINGLE OCCUPANCY RESIDENTIAL	158	0	158	9	1	35	\$3,427,750
OTHER RESIDENTIAL	115	0	115	26	4	4	\$1,060,786
STORAGE	38	0	38	3	0	3	\$2,430,550
INDUSTRIAL/MANUFACTURING	3	0	3	0	0	0	\$200
OTHER COMMERCIAL	77	0	77	10	0	7	\$2,424,875
COMMUNITY/PUBLIC	54	0	54	9	5	1	\$100,120
ALL OTHER STRUCTURES	3	0	3	0	0	2	\$81,000
<b>TOTAL STRUCTURES</b>	<b>448</b>	<b>0</b>	<b>448</b>	<b>57</b>	<b>10</b>	<b>52</b>	<b>\$9,525,281</b>
<b>MOBILE</b>							
MOTOR VEHICLES	639	0	639	28	0	0	\$15,701,591
OTHER MOBILE PROPERTY	32	0	32	1	0	0	\$368,495
<b>TOTAL MOBILE</b>	<b>671</b>	<b>0</b>	<b>671</b>	<b>29</b>	<b>0</b>	<b>0</b>	<b>\$16,070,086</b>
<b>TOTAL OTHER PROPERTY</b>	<b>1,014</b>	<b>0</b>	<b>1,014</b>	<b>43</b>	<b>0</b>	<b>0</b>	<b>\$513,398</b>
<b>GRAND TOTAL</b>	<b>2,133</b>	<b>0</b>	<b>2,133</b>	<b>129</b>	<b>10</b>	<b>52</b>	<b>\$26,108,765</b>

**YEAR TO DATE AS OF DECEMBER 2007**  
**LAW ENFORCEMENT OFFICERS KILLED OR ASSAULTED**

**OFFICERS KILLED**

Number of your law enforcement officers  
killed in the line of duty this month

By felonious act \_\_\_\_\_ 0  
By accident or negligence \_\_\_\_\_ 0

**OFFICERS ASSAULTED**

TYPE OF ACTIVITY	Type of Weapon					Type of Assignment							Police Assaults Cleared
	Total Assaults by Weapon	Firearm	Knife or other cutting instrument	Other dangerous Weapon	Hands or Feet etc.	Two Officer Vehicle	One-Officer Vehicle		Detective or Special assign		Other		
							Alone	Assisted	Alone	Assisted	Alone	Assisted	
A	B	C	D	E	F	G	H	I	J	K	L	M	
1-Responding to "Disturbance" calls (family quarrels, man with gun, etc.)	254	13	5	27	209	199	4	11	0	16	3	21	177
2- Burglaries in progress or pursuing burglary suspects	13	0	0	3	10	9	0	1	1	2	0	0	4
3- Robberies in progress or pursuing robbery suspects...	8	0	0	2	6	7	0	0	0	1	0	0	5
4-Attempting other arrests..	16	0	0	0	16	12	0	0	1	3	0	0	7
5-Civil disorder (riot, mass disobedience)...	35	0	0	28	7	3	0	1	0	2	0	29	10
6-Handling, transporting, custody of prisoners....	14	0	0	0	14	5	0	0	0	2	0	7	11
7-Investigating suspicious persons or circumstances..	84	8	2	13	61	58	0	2	2	12	3	7	135
8-Ambush-no warning...	2	2	0	0	0	0	0	0	0	2	0	0	0
9-Mentally deranged....	21	0	1	4	16	17	0	2	0	0	1	1	17
10-Traffic pursuits and stops..	91	10	1	38	42	57	5	9	1	19	0	0	51
11-All other...	86	7	6	20	53	30	1	2	0	26	8	19	9
<b>12-TOTAL(1-11)</b>	<b>624</b>	<b>40</b>	<b>15</b>	<b>135</b>	<b>434</b>	<b>397</b>	<b>10</b>	<b>28</b>	<b>5</b>	<b>85</b>	<b>15</b>	<b>84</b>	<b>426</b>
13-Number with personal injury..	168	0	0	46	122								
14-Number without personal injury	456	40	15	89	312								
AM	51	39	19	14	17	30							
15-Time of assaults. PM	51	49	54	114	97	89							
	12:01	2:00	4:00	6:00	8:00	10:00							

# ADULT ARRESTS

## ADULT ARRESTS BY

OFFENSE	TOTAL	CENTRAL BUREAU						SOUTH BUREAU				
		CENT	RAMP	HOBK	N/E	NEWT	TOTAL	S/W	HARB	77TH	S/E	TOTAL
HOMICIDE	389	16	12	15	11	41	95	25	7	33	23	88
RAPE	221	10	20	1	8	12	51	18	6	21	18	63
ROBBERY	2630	137	273	77	82	177	746	218	94	308	171	791
AGGRAVATED ASSAULT	8524	361	638	316	295	568	2178	652	344	859	604	2459
BURGLARY	2597	147	132	90	96	192	657	184	116	188	121	609
LARCENY	3921	229	225	72	176	94	796	285	150	232	161	828
VEHICLE THEFT	2428	88	146	120	110	250	714	189	84	274	187	734
<b>TOTAL PART I</b>	<b>20710</b>	<b>988</b>	<b>1446</b>	<b>691</b>	<b>778</b>	<b>1334</b>	<b>5237</b>	<b>1571</b>	<b>801</b>	<b>1915</b>	<b>1285</b>	<b>5572</b>
OTHER ASSAULTS	1364	136	66	43	33	64	342	77	49	89	79	294
FORGERY/COUNTERFEIT	826	41	78	9	36	33	197	53	30	39	27	149
EMBEZZLEMENT/FRAUD	436	27	44	5	9	12	97	27	12	17	20	76
RECEIVE STOLEN PROP	714	20	35	17	26	43	141	43	30	43	45	161
WEAPON (CARRY/POSS)	1420	110	75	49	72	107	413	93	83	97	109	382
PROSTITUTION/ALLIED	3441	93	168	12	36	154	463	204	112	588	215	1119
SEX (EXC RAPE/PRST)	1156	50	64	31	67	135	347	58	29	63	93	243
AGAINST FAMILY/CHILD	10	1	0	0	0	0	1	2	2	1	0	5
NARCOTIC DRUG LAWS	33439	7268	1508	846	728	2650	13000	2005	1301	2071	2463	7840
LIQUOR LAWS	5034	35	516	62	102	97	812	161	970	68	170	1369
DRUNKENNESS	17061	593	850	597	1129	1090	4259	632	1084	1183	518	3417
DISTURB THE PEACE	216	11	7	9	5	8	40	13	5	15	6	39
DISORDERLY CONDUCT	865	7	17	3	7	8	42	24	6	267	113	410
GAMBLING	695	9	355	6	6	36	412	60	2	9	6	77
DRIVING UNDER INFLUENCE	9567	242	537	377	342	510	2008	605	380	466	316	1767
MOVING TRAFFIC VIOLATION	3474	150	82	101	103	98	534	269	170	282	337	1058
MISC OTHER VIOLATIONS	37882	3573	1983	1096	1038	1461	9151	2723	1735	2265	2610	9333
FEDERAL OFFENSES	96	5	6	2	3	3	19	5	4	6	8	23
<b>TOTAL PART II</b>	<b>117696</b>	<b>12371</b>	<b>6391</b>	<b>3265</b>	<b>3742</b>	<b>6509</b>	<b>32278</b>	<b>7054</b>	<b>6004</b>	<b>7569</b>	<b>7135</b>	<b>27762</b>
C.H.P. ARRESTS	3911	67	116	74	101	59	417	42	5	33	34	114
OTHER AGENCIES	9590	639	284	311	455	190	1879	340	417	206	148	1111
<b>TOTAL OUTSIDE AGENCY</b>	<b>13501</b>	<b>706</b>	<b>400</b>	<b>385</b>	<b>556</b>	<b>249</b>	<b>2296</b>	<b>382</b>	<b>422</b>	<b>239</b>	<b>182</b>	<b>1225</b>
<b>TOTAL ALL OFFENSES AND ALL AGENCIES</b>	<b>151907</b>	<b>14065</b>	<b>8237</b>	<b>4341</b>	<b>5076</b>	<b>8092</b>	<b>39811</b>	<b>9007</b>	<b>7227</b>	<b>9723</b>	<b>8602</b>	<b>34559</b>

## LOCATION AND TYPE OF OFFENSE, 2007

OFFENSE	WEST BUREAU					VALLEY BUREAU							OUT
	HWD	WIL	WLA	PAC	TOTAL	VNYS	WVAL	NHWD	FTHL	DEV	MISN	TOTAL	
HOMICIDE	11	19	10	8	<b>48</b>	35	9	6	18	5	17	<b>90</b>	68
RAPE	8	18	2	5	<b>33</b>	12	9	7	12	9	8	<b>57</b>	17
ROBBERY	193	176	34	74	<b>477</b>	115	66	97	79	41	102	<b>500</b>	116
AGGRAVATED ASSAULT	450	567	136	319	<b>1472</b>	525	410	337	368	204	390	<b>2234</b>	181
BURGLARY	119	81	67	123	<b>390</b>	185	178	176	99	92	109	<b>839</b>	102
LARCENY	245	278	144	215	<b>882</b>	293	335	174	95	230	152	<b>1279</b>	136
VEHICLE THEFT	81	96	22	62	<b>261</b>	113	93	113	137	33	127	<b>616</b>	103
<b>TOTAL PART I</b>	<b>1107</b>	<b>1235</b>	<b>415</b>	<b>806</b>	<b>3563</b>	<b>1278</b>	<b>1100</b>	<b>910</b>	<b>808</b>	<b>614</b>	<b>905</b>	<b>5615</b>	<b>723</b>
OTHER ASSAULTS	123	77	27	67	<b>294</b>	104	70	54	68	34	71	<b>401</b>	33
FORGERY/COUNTERFEIT	39	47	19	38	<b>143</b>	87	74	38	25	43	41	<b>308</b>	29
EMBEZZLEMENT/FRAUD	31	37	18	40	<b>126</b>	32	30	18	17	7	18	<b>122</b>	15
RECEIVE STOLEN PROP	42	18	10	22	<b>92</b>	52	72	53	38	25	34	<b>274</b>	46
WEAPON (CARRY/POSS)	108	82	11	41	<b>242</b>	80	69	73	59	16	66	<b>363</b>	20
PROSTITUTION/ALLIED	601	144	23	183	<b>951</b>	449	121	68	99	29	118	<b>884</b>	24
SEX (EXC RAPE/PRST)	84	84	15	25	<b>208</b>	149	18	34	59	9	42	<b>311</b>	47
AGAINST FAMILY/CHILD	2	1	0	0	<b>3</b>	0	1	0	0	0	0	<b>1</b>	0
NARCOTIC DRUG LAWS	2311	1068	332	1237	<b>4948</b>	1374	1138	1243	1133	375	1870	<b>7133</b>	518
LIQUOR LAWS	52	52	271	1421	<b>1796</b>	265	138	94	67	97	388	<b>1049</b>	8
DRUNKENNESS	2655	794	1268	778	<b>5495</b>	587	733	561	718	267	1000	<b>3866</b>	24
DISTURB THE PEACE	18	10	31	8	<b>67</b>	18	9	8	13	4	15	<b>67</b>	3
DISORDERLY CONDUCT	203	11	1	17	<b>232</b>	114	11	5	14	2	27	<b>173</b>	8
GAMBLING	0	154	0	0	<b>154</b>	7	26	2	9	2	6	<b>52</b>	0
DRIVING UNDER INFLUENCE	933	515	216	480	<b>2144</b>	699	628	724	689	256	549	<b>3545</b>	103
MOVING TRAFFIC VIOLATION	126	162	51	143	<b>482</b>	308	203	207	212	82	268	<b>1280</b>	120
MISC OTHER VIOLATIONS	3792	2062	1156	3546	<b>10556</b>	1612	1361	1147	1332	552	2298	<b>8302</b>	540
FEDERAL OFFENSES	2	2	1	8	<b>13</b>	12	4	7	7	1	6	<b>37</b>	4
<b>TOTAL PART II</b>	<b>11122</b>	<b>5320</b>	<b>3450</b>	<b>8054</b>	<b>27946</b>	<b>5949</b>	<b>4706</b>	<b>4336</b>	<b>4559</b>	<b>1801</b>	<b>6817</b>	<b>28168</b>	<b>1542</b>
C.H.P. ARRESTS	90	36	348	398	<b>872</b>	521	383	810	358	74	276	<b>2422</b>	86
OTHER AGENCIES	1130	284	215	737	<b>2366</b>	2262	414	361	267	523	353	<b>4180</b>	54
<b>TOTAL OUTSIDE AGENCY</b>	<b>1220</b>	<b>320</b>	<b>563</b>	<b>1135</b>	<b>3238</b>	<b>2783</b>	<b>797</b>	<b>1171</b>	<b>625</b>	<b>597</b>	<b>629</b>	<b>6602</b>	<b>140</b>
<b>TOTAL ALL OFFENSES AND ALL AGENCIES</b>	<b>13449</b>	<b>6875</b>	<b>4428</b>	<b>9995</b>	<b>34747</b>	<b>10010</b>	<b>6603</b>	<b>6417</b>	<b>5992</b>	<b>3012</b>	<b>8351</b>	<b>40385</b>	<b>2405</b>

## ADULT ARRESTS BY

OFFENSE	TOTAL	JAN	FEB	MAR	APR	MAY	JUN
HOMICIDE	389	38	17	39	38	42	32
RAPE	221	12	18	19	20	19	19
ROBBERY	2630	224	197	225	227	233	226
AGGRAVATED ASSAULT	8524	702	636	696	691	774	724
BURGLARY	2597	225	213	262	184	254	194
LARCENY	3921	333	296	329	292	352	346
VEHICLE THEFT	2428	239	166	225	193	183	214
<b>TOTAL PART I</b>	<b>20710</b>	<b>1773</b>	<b>1543</b>	<b>1795</b>	<b>1645</b>	<b>1857</b>	<b>1755</b>
OTHER ASSAULTS	1364	123	111	132	119	106	118
FORGERY/COUNTERFEIT	826	82	52	70	55	66	78
EMBEZZLEMENT/FRAUD	436	30	40	45	38	28	31
RECEIVE STOLEN PROP	714	72	77	67	58	81	48
WEAPON (CARRY/POSS)	1420	117	126	125	119	122	106
PROSTITUTION/ALLIED	3441	298	245	316	265	340	248
SEX (EXC RAPE/PRST)	1156	88	68	102	71	113	109
AGAINST FAMILY/CHILD	10	1	0	0	2	0	0
NARCOTIC DRUG LAWS	33439	3187	2999	3382	2564	2807	2650
LIQUOR LAWS	5034	369	400	475	517	573	548
DRUNKENNESS	17062	1026	1099	1484	1316	1661	1654
DISTURB THE PEACE	216	19	23	34	15	18	20
DISORDERLY CONDUCT	865	95	57	79	63	72	57
GAMBLING	695	68	55	52	39	43	40
DRIVING UNDER INFLUENCE	9567	732	760	754	741	774	760
MOVING TRAFFIC VIOLATION	3474	290	254	296	264	271	254
MISC OTHER VIOLATIONS	37883	2893	2673	3226	2789	3303	3120
FEDERAL OFFENSES	96	5	7	7	6	6	7
<b>TOTAL PART II</b>	<b>117698</b>	<b>9495</b>	<b>9046</b>	<b>10646</b>	<b>9041</b>	<b>10384</b>	<b>9848</b>
C.H.P. ARRESTS	3911	323	291	273	304	354	314
OTHER AGENCIES	9590	756	682	727	782	850	818
<b>TOTAL OUTSIDE AGENCY</b>	<b>13501</b>	<b>1079</b>	<b>973</b>	<b>1000</b>	<b>1086</b>	<b>1204</b>	<b>1132</b>
<b>TOTAL ALL OFFENSES AND ALL AGENCIES</b>	<b>151909</b>	<b>12347</b>	<b>11562</b>	<b>13441</b>	<b>11772</b>	<b>13445</b>	<b>12735</b>



## MONTH AND TYPE OF OFFENSE, 2007

OFFENSE	JUL	AUG	SEP	OCT	NOV	DEC
HOMICIDE	25	26	42	23	27	40
RAPE	25	11	21	20	23	14
ROBBERY	249	227	224	238	180	180
AGGRAVATED ASSAULT	816	768	742	726	626	623
BURGLARY	215	223	194	212	207	214
LARCENY	281	325	314	345	347	361
VEHICLE THEFT	215	209	216	196	205	167
<b>TOTAL PART I</b>	<b>1826</b>	<b>1789</b>	<b>1753</b>	<b>1760</b>	<b>1615</b>	<b>1599</b>
OTHER ASSAULTS	125	103	120	107	94	106
FORGERY/COUNTERFEIT	83	74	63	52	81	70
EMBEZZLEMENT/FRAUD	30	29	30	37	48	50
RECEIVE STOLEN PROP	56	57	41	52	58	47
WEAPON (CARRY/POSS)	115	114	105	148	122	101
PROSTITUTION/ALLIED	325	337	288	261	310	208
SEX (EXC RAPE/PRST)	136	115	76	103	88	87
AGAINST FAMILY/CHILD	1	0	3	1	2	0
NARCOTIC DRUG LAWS	2719	2901	2616	2641	2605	2368
LIQUOR LAWS	443	444	351	358	285	271
DRUNKENNESS	1737	1737	1623	1435	1283	1007
DISTURB THE PEACE	21	15	16	11	10	14
DISORDERLY CONDUCT	90	86	58	66	64	78
GAMBLING	33	44	78	69	89	85
DRIVING UNDER INFLUENCE	778	862	862	774	824	946
MOVING TRAFFIC VIOLATION	310	295	343	297	305	295
MISC OTHER VIOLATIONS	3321	3440	3348	3336	3439	2995
FEDERAL OFFENSES	11	6	12	9	14	6
<b>TOTAL PART II</b>	<b>10334</b>	<b>10659</b>	<b>10033</b>	<b>9757</b>	<b>9721</b>	<b>8734</b>
C.H.P. ARRESTS	359	327	371	333	303	359
OTHER AGENCIES	867	866	716	967	791	768
<b>TOTAL OUTSIDE AGENCY</b>	<b>1226</b>	<b>1193</b>	<b>1087</b>	<b>1300</b>	<b>1094</b>	<b>1127</b>
<b>TOTAL ALL OFFENSES AND ALL AGENCIES</b>	<b>13386</b>	<b>13641</b>	<b>12873</b>	<b>12817</b>	<b>12430</b>	<b>11460</b>

## ADULT ARRESTS BY

OFFENSE	TOTAL	MALE	FEMALE	18		19		20		21		22	
				M	F	M	F	M	F	M	F	M	F
HOMICIDE	389	280	109	24	17	25	8	15	11	19	8	18	4
RAPE	221	202	19	7	2	8	1	2	1	12	2	3	0
ROBBERY	2630	1919	711	211	99	217	81	162	52	124	42	111	40
AGGRAVATED ASSAULT	8524	6266	2258	184	79	190	100	199	77	240	105	230	93
BURGLARY	2597	1876	721	141	71	126	60	123	45	98	39	95	38
LARCENY	3921	2423	1498	113	98	107	84	126	67	82	53	69	56
VEHICLE THEFT	2428	1707	721	184	63	137	55	101	34	98	51	82	39
<b>TOTAL PART I</b>	<b>20710</b>	<b>14673</b>	<b>6037</b>	<b>864</b>	<b>429</b>	<b>810</b>	<b>389</b>	<b>728</b>	<b>287</b>	<b>673</b>	<b>300</b>	<b>608</b>	<b>270</b>
OTHER ASSAULTS	1364	986	378	43	23	30	24	40	14	47	16	38	12
FORGERY/COUNTERFEIT	826	499	327	9	17	12	21	28	15	35	22	25	10
EMBEZZLEMENT/FRAUD	436	324	112	8	2	9	7	11	6	18	5	13	7
RECEIVE STOLEN PROP	714	520	194	35	5	18	12	29	11	28	11	15	15
WEAPON (CARRY/POSS)	1420	1144	276	118	40	90	39	93	21	81	17	60	21
PROSTITUTION/ALLIED	3441	1427	2014	20	192	37	180	68	148	49	123	64	119
SEX (EXC RAPE/PRST)	1156	914	242	21	22	29	18	19	14	20	9	31	11
AGAINST FAMILY/CHILD	10	7	3	0	0	0	0	0	0	1	0	0	0
NARCOTIC DRUG LAWS	33439	24862	8577	866	207	928	218	840	225	868	244	763	259
LIQUOR LAWS	5034	4179	855	84	22	96	25	101	17	102	27	85	18
DRUNKENNESS	17062	15203	1859	90	19	132	16	174	9	286	30	271	27
DISTURB THE PEACE	216	184	32	5	0	9	1	9	2	8	0	12	2
DISORDERLY CONDUCT	865	164	701	22	101	9	91	14	69	6	47	3	50
GAMBLING	695	680	15	8	2	7	1	4	1	10	0	10	1
DRIVING UNDER INFLUENCE	9567	7928	1639	63	17	118	28	174	48	274	71	294	89
MOVING TRAFFIC VIOLATION	3474	2717	757	51	11	94	31	115	46	146	46	140	36
MISC OTHER VIOLATIONS	37883	29281	8602	1057	422	1156	454	1133	369	1017	335	953	309
FEDERAL OFFENSES	96	73	23	0	0	1	1	4	0	4	1	2	0
<b>TOTAL PART II</b>	<b>117698</b>	<b>91092</b>	<b>26606</b>	<b>2500</b>	<b>1102</b>	<b>2775</b>	<b>1167</b>	<b>2856</b>	<b>1015</b>	<b>3000</b>	<b>1004</b>	<b>2779</b>	<b>986</b>
C.H.P. ARRESTS	3911	2816	1095	41	7	67	31	76	48	139	74	146	93
OTHER AGENCIES	9590	6916	2674	336	176	313	139	273	115	270	138	236	105
<b>TOTAL OUTSIDE AGENCY</b>	<b>13501</b>	<b>9732</b>	<b>3769</b>	<b>377</b>	<b>183</b>	<b>380</b>	<b>170</b>	<b>349</b>	<b>163</b>	<b>409</b>	<b>212</b>	<b>382</b>	<b>198</b>
<b>TOTAL ALL OFFENSES AND ALL AGENCIES</b>	<b>151909</b>	<b>115497</b>	<b>36412</b>	<b>3741</b>	<b>1714</b>	<b>3965</b>	<b>1726</b>	<b>3933</b>	<b>1465</b>	<b>4082</b>	<b>1516</b>	<b>3769</b>	<b>1454</b>

## AGE, SEX AND TYPE OF OFFENSE, 2007

23		24		25-29		30-34		35-39		40-44		45-49		50 & Over	
M	F	M	F	M	F	M	F	M	F	M	F	M	F	M	F
13	5	15	10	55	14	26	10	21	9	15	3	16	5	18	5
10	2	9	0	41	3	41	2	19	4	16	0	25	1	9	1
97	30	75	29	330	93	154	68	150	53	110	54	99	43	79	27
230	93	243	93	1175	411	895	332	776	281	660	261	556	165	688	168
92	37	66	31	299	121	185	76	185	68	180	52	144	38	142	45
86	70	101	45	342	214	259	167	256	178	293	173	271	134	318	159
91	36	63	35	246	141	202	86	165	79	148	50	106	37	84	15
<b>619</b>	<b>273</b>	<b>572</b>	<b>243</b>	<b>2488</b>	<b>997</b>	<b>1762</b>	<b>741</b>	<b>1572</b>	<b>672</b>	<b>1422</b>	<b>593</b>	<b>1217</b>	<b>423</b>	<b>1338</b>	<b>420</b>
43	13	46	15	169	57	120	56	108	50	104	43	83	30	115	25
23	15	18	10	96	63	61	45	56	39	49	15	42	30	45	25
9	6	18	7	51	17	43	12	39	12	30	14	31	10	44	7
21	10	20	3	104	31	72	22	55	31	36	19	50	12	37	12
53	7	41	11	181	30	94	28	66	20	96	16	67	13	104	13
69	107	49	71	269	256	243	182	198	180	146	203	103	144	112	109
33	7	28	14	142	40	100	32	134	27	131	22	81	13	145	13
0	0	0	0	0	1	1	1	0	1	2	0	0	0	3	0
748	224	700	227	3387	1134	2483	933	2790	1203	3262	1396	3179	1215	4048	1092
91	30	93	16	399	69	377	60	438	95	523	127	674	164	1116	185
238	13	277	19	1283	99	1449	141	1790	163	2194	325	2555	492	4464	506
15	0	8	1	34	7	33	5	14	3	9	2	13	6	15	3
6	37	5	23	32	77	18	53	15	58	17	41	5	36	12	18
7	0	6	0	45	3	53	0	61	2	91	0	98	1	280	4
276	87	303	90	1457	371	1220	215	1128	191	969	159	698	139	954	134
133	28	149	42	575	171	364	115	286	88	237	59	210	44	217	40
874	289	862	280	3814	1188	3235	961	3183	941	3319	1014	3493	943	5185	1097
7	0	3	1	8	7	14	6	9	4	13	1	4	0	4	2
<b>2646</b>	<b>873</b>	<b>2626</b>	<b>830</b>	<b>12046</b>	<b>3621</b>	<b>9980</b>	<b>2867</b>	<b>10370</b>	<b>3108</b>	<b>11228</b>	<b>3456</b>	<b>11386</b>	<b>3292</b>	<b>16900</b>	<b>3285</b>
163	68	149	66	697	288	427	160	319	90	256	86	164	49	172	35
231	91	209	95	1028	378	858	323	716	255	792	267	635	254	1019	338
<b>394</b>	<b>159</b>	<b>358</b>	<b>161</b>	<b>1725</b>	<b>666</b>	<b>1285</b>	<b>483</b>	<b>1035</b>	<b>345</b>	<b>1048</b>	<b>353</b>	<b>799</b>	<b>303</b>	<b>1191</b>	<b>373</b>
<b>3659</b>	<b>1305</b>	<b>3556</b>	<b>1234</b>	<b>16259</b>	<b>5284</b>	<b>13027</b>	<b>4091</b>	<b>12977</b>	<b>4125</b>	<b>13698</b>	<b>4402</b>	<b>13402</b>	<b>4018</b>	<b>19429</b>	<b>4078</b>

## ADULT ARREST DISPOSITIONS, 2007

OFFENSE	TOTAL	REL TO OTHER JURISDICTION	LAPD RELEASES	MISD. COMPLAINT	FELONY COMPLAINT
HOMICIDE	389	6	108	5	270
RAPE	221	2	142	1	76
ROBBERY	2630	39	912	19	1660
AGGRAVATED ASSAULT	8524	104	6063	703	1654
BURGLARY	2597	86	1022	307	1182
LARCENY	3921	116	1370	1023	1412
VEHICLE THEFT	2428	98	1184	127	1019
<b>TOTAL PART I</b>	<b>20710</b>	<b>451</b>	<b>10801</b>	<b>2185</b>	<b>7273</b>
OTHER ASSAULTS	1364	7	160	1111	86
FORGERY/COUNTERFEIT	826	25	404	104	293
EMBEZZLEMENT/FRAUD	436	16	207	100	113
RECEIVE STOLEN PROP	714	31	326	42	315
WEAPON (CARRY/POSS)	1420	29	653	257	481
PROSTITUTION/ALLIED	3441	0	5	3423	13
SEX (EXC RAPE/PRST)	1156	8	247	629	272
AGAINST FAMILY/CHILD	10	1	2	6	1
NARCOTIC DRUG LAWS	33439	1003	7991	10294	14151
LIQUOR LAWS	5034	0	2	5032	0
DRUNKENNESS	17062	0	0	17062	0
DISTURB THE PEACE	216	0	0	216	0
DISORDERLY CONDUCT	865	0	3	862	0
GAMBLING	695	0	0	694	1
DRIVING UNDER INFLUENCE	9567	7	611	8733	216
MOVING TRAFFIC VIOLATION	3474	5	96	3293	80
MISC OTHER VIOLATIONS	37883	702	5612	27416	4153
FEDERAL OFFENSES	96	19	52	2	23
<b>TOTAL PART II</b>	<b>117698</b>	<b>1853</b>	<b>16371</b>	<b>79276</b>	<b>20198</b>
C.H.P. ARRESTS	3911	3902	2	2	5
OTHER AGENCIES	9590	4197	406	4700	287
<b>TOTAL OUTSIDE AGENCY</b>	<b>13501</b>	<b>8099</b>	<b>408</b>	<b>4702</b>	<b>292</b>
<b>TOTAL ALL OFFENSES AND ALL AGENCIES</b>	<b>151909</b>	<b>10403</b>	<b>27580</b>	<b>86163</b>	<b>27763</b>

\* INCLUDES RELEASED AND BOOKED ON OUTSTANDING WARRANTS, DA & CA REJECTIONS,  
AND 825 & 849 B 1 & 2 PC RELEASES

# JUVENILE ARRESTS

JUVENILE ARRESTS BY

OFFENSE	TOTAL	CENTRAL BUREAU						SOUTH BUREAU				
		CENT	RAMP	HOBK	N/E	NEWT	TOTAL	S/W	HARB	77TH	S/E	TOTAL
HOMICIDE	47	0	0	3	4	4	11	5	2	2	3	12
RAPE	29	0	2	1	0	2	5	2	1	6	5	14
ROBBERY	1064	23	82	24	24	79	232	105	43	190	125	463
AGGRAVATED ASSAULT	579	23	59	39	17	52	190	40	24	63	36	163
BURGLARY	738	3	31	24	25	49	132	84	68	69	61	282
LARCENY	1061	23	39	12	31	22	127	94	46	44	44	228
VEHICLE THEFT	623	4	30	10	26	64	134	63	31	96	78	268
<b>TOTAL PART I</b>	<b>4141</b>	<b>76</b>	<b>243</b>	<b>113</b>	<b>127</b>	<b>272</b>	<b>831</b>	<b>393</b>	<b>215</b>	<b>470</b>	<b>352</b>	<b>1430</b>
OTHER ASSAULTS	717	7	46	38	46	28	165	50	33	42	49	174
FORGERY/COUNTERFEIT	13	1	3	0	0	1	5	0	0	1	0	1
EMBEZZLEMENT/FRAUD	15	0	4	0	0	0	4	2	0	0	0	2
RECEIVE STOLEN PROP	81	0	4	1	0	4	9	13	9	12	7	41
WEAPON (CARRY/POSS)	381	13	25	22	29	27	116	19	18	28	33	98
PROSTITUTION/ALLIED	134	0	4	0	0	1	5	3	2	44	11	60
SEX (EXC RAPE/PRST)	199	4	10	5	10	9	38	30	15	21	26	92
AGAINST FAMILY/CHILD	0	0	0	0	0	0	0	0	0	0	0	0
NARCOTIC DRUG LAWS	1934	153	155	175	68	129	680	115	86	166	119	486
LIQUOR LAWS	150	0	44	17	10	5	76	1	5	1	1	8
DRUNKENNESS	12	0	1	0	1	0	2	0	0	1	0	1
DISTURB THE PEACE	32	1	2	0	3	0	6	5	1	2	1	9
DISORDERLY CONDUCT	154	0	28	6	1	3	38	8	4	36	16	64
GAMBLING	23	0	0	0	2	0	2	2	1	0	5	8
DRIVING UNDER INFLUENCE	26	0	2	1	1	1	5	0	2	0	0	2
MOVING TRAFFIC VIOLATION	132	1	5	0	56	4	66	5	2	6	4	17
MISC OTHER VIOLATIONS	20868	137	1787	1360	1716	547	5547	1302	1066	1502	2486	6356
NON-CRIMINAL DETENTION	1345	19	124	80	70	161	454	133	75	110	124	442
PRE-DELINQ (601 WIC)	51	0	5	2	0	7	14	6	1	3	3	13
<b>TOTAL PART II</b>	<b>26267</b>	<b>336</b>	<b>2249</b>	<b>1707</b>	<b>2013</b>	<b>927</b>	<b>7232</b>	<b>1694</b>	<b>1320</b>	<b>1975</b>	<b>2885</b>	<b>7874</b>
C.H.P. ARRESTS	26	0	3	2	0	1	6	0	0	0	0	0
OTHER AGENCIES	1966	12	101	116	64	156	449	129	73	78	122	402
<b>TOTAL OUTSIDE AGENCY</b>	<b>1992</b>	<b>12</b>	<b>104</b>	<b>118</b>	<b>64</b>	<b>157</b>	<b>455</b>	<b>129</b>	<b>73</b>	<b>78</b>	<b>122</b>	<b>402</b>
<b>TOTAL ALL OFFENSES AND ALL AGENCIES</b>	<b>32400</b>	<b>424</b>	<b>2596</b>	<b>1938</b>	<b>2204</b>	<b>1356</b>	<b>8518</b>	<b>2216</b>	<b>1608</b>	<b>2523</b>	<b>3359</b>	<b>9706</b>

LOCATION AND TYPE OF OFFENSE, 2007

OFFENSE	WEST BUREAU					VALLEY BUREAU						TOTAL	OUT
	HWD	WIL	WLA	PAC	TOTAL	VNYS	WVAL	NHWD	FTHL	DEV	MISN		
HOMICIDE	2	3	1	1	7	9	0	2	0	1	1	13	4
RAPE	1	0	1	0	2	2	0	0	3	2	1	8	0
ROBBERY	52	70	17	25	164	45	27	32	31	15	28	178	27
AGGRAVATED ASSAULT	21	34	7	16	78	28	20	23	31	14	24	140	8
BURGLARY	16	24	8	29	77	68	44	42	34	12	32	232	15
LARCENY	38	91	33	30	192	87	194	82	41	69	36	509	5
VEHICLE THEFT	7	29	2	5	43	29	23	32	35	7	31	157	21
<b>TOTAL PART I</b>	<b>137</b>	<b>251</b>	<b>69</b>	<b>106</b>	<b>563</b>	<b>268</b>	<b>308</b>	<b>213</b>	<b>175</b>	<b>120</b>	<b>153</b>	<b>1237</b>	<b>80</b>
OTHER ASSAULTS	41	42	13	11	107	68	53	31	40	43	35	270	1
FORGERY/COUNTERFEIT	1	1	0	0	2	1	0	1	1	0	2	5	0
EMBEZZLEMENT/FRAUD	1	1	0	3	5	3	1	0	0	0	0	4	0
RECEIVE STOLEN PROP	0	3	0	3	6	3	5	3	3	1	5	20	5
WEAPON (CARRY/POSS)	18	22	5	13	58	23	11	12	21	15	23	105	4
PROSTITUTION/ALLIED	25	4	0	2	31	27	4	2	0	0	5	38	0
SEX (EXC RAPE/PRST)	5	5	4	3	17	13	8	9	4	5	10	49	3
AGAINST FAMILY/CHILD	0	0	0	0	0	0	0	0	0	0	0	0	0
NARCOTIC DRUG LAWS	84	63	51	55	253	125	66	76	54	47	138	506	9
LIQUOR LAWS	1	0	1	14	16	11	7	7	13	0	12	50	0
DRUNKENNESS	3	0	0	2	5	0	0	0	0	3	1	4	0
DISTURB THE PEACE	3	8	1	3	15	1	0	0	0	0	1	2	0
DISORDERLY CONDUCT	9	16	0	1	26	7	4	1	0	0	14	26	0
GAMBLING	0	1	0	0	1	0	1	0	0	0	11	12	0
DRIVING UNDER INFLUENCE	1	1	0	2	4	1	7	1	0	5	1	15	0
MOVING TRAFFIC VIOLTN	0	4	0	1	5	6	2	27	2	5	0	42	2
MISC OTHER VIOLATIONS	250	1227	284	954	2715	1224	1215	671	604	741	1706	6161	89
NON-CRIMINAL DETENTION	32	96	6	26	160	75	27	43	70	10	50	275	14
PRE-DELINQ (601 WIC)	6	3	0	3	12	4	2	4	0	1	1	12	0
<b>TOTAL PART II</b>	<b>480</b>	<b>1497</b>	<b>365</b>	<b>1096</b>	<b>3438</b>	<b>1592</b>	<b>1413</b>	<b>888</b>	<b>812</b>	<b>876</b>	<b>2015</b>	<b>7596</b>	<b>127</b>
C.H.P. ARRESTS	0	0	0	3	3	2	3	3	7	0	0	15	2
OTHER AGENCIES	81	84	43	51	259	194	154	137	107	110	150	852	4
<b>TOTAL OUTSIDE AGENCY</b>	<b>81</b>	<b>84</b>	<b>43</b>	<b>54</b>	<b>262</b>	<b>196</b>	<b>157</b>	<b>140</b>	<b>114</b>	<b>110</b>	<b>150</b>	<b>867</b>	<b>6</b>
<b>TOTAL ALL OFFENSES AND ALL AGENCIES</b>	<b>698</b>	<b>1832</b>	<b>477</b>	<b>1256</b>	<b>4263</b>	<b>2056</b>	<b>1878</b>	<b>1241</b>	<b>1101</b>	<b>1106</b>	<b>2318</b>	<b>9700</b>	<b>213</b>

**JUVENILE ARRESTS BY**

<b>OFFENSE</b>	<b>TOTAL</b>	<b>JAN</b>	<b>FEB</b>	<b>MAR</b>	<b>APR</b>	<b>MAY</b>	<b>JUN</b>
HOMICIDE	48	6	3	6	1	7	6
RAPE	30	2	3	4	0	1	1
ROBBERY	1061	80	84	115	89	99	98
AGGRAVATED ASSAULT	581	46	44	51	46	69	52
BURGLARY	732	62	42	60	51	70	61
LARCENY	1060	73	81	81	96	106	102
VEHICLE THEFT	619	63	59	55	59	40	40
<b>TOTAL PART I</b>	<b>4131</b>	<b>332</b>	<b>316</b>	<b>372</b>	<b>342</b>	<b>392</b>	<b>360</b>
OTHER ASSAULTS	718	61	41	70	70	63	84
FORGERY/COUNTERFEIT	13	1	1	2	3	0	0
EMBEZZLEMENT/FRAUD	15	2	1	1	1	1	1
RECEIVE STOLEN PROP	77	9	3	5	7	5	7
WEAPON (CARRY/POSS)	383	33	41	35	25	34	26
PROSTITUTION/ALLIED	137	8	9	7	10	10	12
SEX (EXC RAPE/PRST)	205	19	12	17	17	24	19
AGAINST FAMILY/CHILD	0	0	0	0	0	0	0
NARCOTIC DRUG LAWS	1938	194	135	174	117	162	152
LIQUOR LAWS	151	8	11	13	15	19	20
DRUNKENNESS	12	1	0	1	0	2	1
DISTURB THE PEACE	32	6	2	0	6	3	4
DISORDERLY CONDUCT	154	22	11	7	16	27	7
GAMBLING	23	2	2	2	1	3	2
DRIVING UNDER INFLUENCE	26	0	0	3	3	2	3
MOVING TRAFFIC VIOLATION	133	12	12	13	12	11	13
MISC OTHER VIOLATIONS	20856	1530	1773	2365	2090	2338	1817
NON-CRIMINAL DETENTION	1363	107	85	119	91	158	111
PRE-DELINQ (601 WIC)	52	7	4	2	8	4	1
<b>TOTAL PART II</b>	<b>26288</b>	<b>2022</b>	<b>2143</b>	<b>2836</b>	<b>2492</b>	<b>2866</b>	<b>2280</b>
C.H.P. ARRESTS	24	3	4	6	0	0	2
OTHER AGENCIES	1978	187	208	226	166	223	155
<b>TOTAL OUTSIDE AGENCY</b>	<b>2002</b>	<b>190</b>	<b>212</b>	<b>232</b>	<b>166</b>	<b>223</b>	<b>157</b>
<b>TOTAL ALL OFFENSES AND ALL AGENCIES</b>	<b>32421</b>	<b>2544</b>	<b>2671</b>	<b>3440</b>	<b>3000</b>	<b>3481</b>	<b>2797</b>



MONTH AND TYPE OF OFFENSE, 2007

OFFENSE	JUL	AUG	SEP	OCT	NOV	DEC
HOMICIDE	2	3	5	1	3	5
RAPE	4	3	5	1	3	3
ROBBERY	95	86	88	73	89	65
AGGRAVATED ASSAULT	55	38	46	44	47	43
BURGLARY	84	89	50	60	61	42
LARCENY	84	96	59	87	98	97
VEHICLE THEFT	47	61	42	53	46	54
<b>TOTAL PART I</b>	<b>371</b>	<b>376</b>	<b>295</b>	<b>319</b>	<b>347</b>	<b>309</b>
OTHER ASSAULTS	56	42	50	74	53	54
FORGERY/COUNTERFEIT	2	1	0	2	1	0
EMBEZZLEMENT/FRAUD	0	1	1	1	4	1
RECEIVE STOLEN PROP	2	8	7	5	14	5
WEAPON (CARRY/POSS)	29	30	31	38	34	27
PROSTITUTION/ALLIED	18	14	14	13	15	7
SEX (EXC RAPE/PRST)	12	14	16	23	16	16
AGAINST FAMILY/CHILD	0	0	0	0	0	0
NARCOTIC DRUG LAWS	125	163	201	204	174	137
LIQUOR LAWS	12	16	11	4	15	7
DRUNKENNESS	1	2	1	2	1	0
DISTURB THE PEACE	1	5	1	2	1	1
DISORDERLY CONDUCT	20	7	13	10	6	8
GAMBLING	2	0	2	4	2	1
DRIVING UNDER INFLUENCE	2	4	3	3	2	1
MOVING TRAFFIC VIOLATION	4	11	11	16	10	8
MISC OTHER VIOLATIONS	969	1130	1496	1953	2001	1394
NON-CRIMINAL DETENTION	115	135	106	118	97	121
PRE-DELINQ (601 WIC)	2	1	4	5	3	11
<b>TOTAL PART II</b>	<b>1372</b>	<b>1584</b>	<b>1968</b>	<b>2477</b>	<b>2449</b>	<b>1799</b>
C.H.P. ARRESTS	1	1	2	1	2	2
OTHER AGENCIES	96	81	146	192	189	109
<b>TOTAL OUTSIDE AGENCY</b>	<b>97</b>	<b>82</b>	<b>148</b>	<b>193</b>	<b>191</b>	<b>111</b>
<b>TOTAL ALL OFFENSES AND ALL AGENCIES</b>	<b>1840</b>	<b>2042</b>	<b>2411</b>	<b>2989</b>	<b>2987</b>	<b>2219</b>

**JUVENILE ARRESTS BY AGE, SEX AND TYPE OF OFFENSE, 2007**

OFFENSE	TOTAL	MALE	FEMALE	10 & Under		14		15		16		17	
				M	F	M	F	M	F	M	F	M	F
HOMICIDE	48	41	7	0	0	6	1	6	0	13	3	16	3
RAPE	30	25	5	0	0	4	1	4	3	9	1	8	0
ROBBERY	1061	745	316	7	0	156	70	137	74	216	83	229	89
AGGRAVATED ASSAULT	581	376	205	2	0	76	58	60	36	103	53	135	58
BURGLARY	732	536	196	2	3	141	51	136	44	119	35	138	63
LARCENY	1060	566	494	8	2	146	128	115	108	141	132	156	124
VEHICLE THEFT	619	445	174	0	0	69	23	106	43	126	62	144	46
<b>TOTAL PART I</b>	<b>4131</b>	<b>2734</b>	<b>1397</b>	<b>19</b>	<b>5</b>	<b>598</b>	<b>332</b>	<b>564</b>	<b>308</b>	<b>727</b>	<b>369</b>	<b>826</b>	<b>383</b>
OTHER ASSAULTS	718	388	330	3	0	106	102	88	80	97	86	94	62
FORGERY/COUNTERFEIT	13	9	4	0	0	1	0	0	1	3	1	5	2
EMBEZZLEMENT/FRAUD	15	9	6	0	0	0	0	2	0	2	2	5	4
RECEIVE STOLEN PROP	77	66	11	0	0	11	1	14	1	23	6	18	3
WEAPON (CARRY/POSS)	383	297	86	2	0	42	16	66	19	93	26	94	25
PROSTITUTION/ALLIED	137	15	122	0	0	1	18	1	18	6	37	7	49
SEX (EXC RAPE/PRST)	205	178	27	6	0	93	8	18	6	36	6	25	7
AGAINST FAMILY/CHILD	0	0	0	0	0	0	0	0	0	0	0	0	0
NARCOTIC DRUG LAWS	1938	1507	431	1	0	180	63	314	87	460	136	552	145
LIQUOR LAWS	151	126	25	1	0	6	6	24	6	41	8	54	5
DRUNKENNESS	12	10	2	2	0	0	0	0	0	3	2	5	0
DISTURB THE PEACE	32	24	8	0	0	8	3	8	1	2	2	6	2
DISORDERLY CONDUCT	154	83	71	0	0	18	9	24	17	14	21	27	24
GAMBLING	23	18	5	0	0	8	2	3	0	3	2	4	1
DRIVING UNDER INFLUENCE	26	16	10	0	0	0	0	0	0	2	3	14	7
MOVING TRAFFIC VIOLATION	133	126	7	1	0	12	0	13	0	41	2	59	5
MISC OTHER VIOLATIONS	20856	14574	6282	444	380	2979	1400	3149	1408	3933	1599	4069	1495
NON-CRIMINAL DETENTION	1363	594	769	385	427	136	205	24	57	22	46	27	34
PRE-DELINQ (601 WIC)	52	15	37	1	0	7	13	3	10	3	10	1	4
<b>TOTAL PART II</b>	<b>26288</b>	<b>18055</b>	<b>8233</b>	<b>846</b>	<b>807</b>	<b>3608</b>	<b>1846</b>	<b>3751</b>	<b>1711</b>	<b>4784</b>	<b>1995</b>	<b>5066</b>	<b>1874</b>
C.H.P. ARRESTS	24	17	7	1	0	1	3	2	0	4	2	9	2
OTHER AGENCIES	1978	1347	631	10	2	546	256	295	176	293	111	203	86
<b>TOTAL OUTSIDE AGENCY</b>	<b>2002</b>	<b>1364</b>	<b>638</b>	<b>11</b>	<b>2</b>	<b>547</b>	<b>259</b>	<b>297</b>	<b>176</b>	<b>297</b>	<b>113</b>	<b>212</b>	<b>88</b>
<b>TOTAL ALL OFFENSES AND ALL AGENCIES</b>	<b>32421</b>	<b>22153</b>	<b>10268</b>	<b>876</b>	<b>814</b>	<b>4753</b>	<b>2437</b>	<b>4612</b>	<b>2195</b>	<b>5808</b>	<b>2477</b>	<b>6104</b>	<b>2345</b>

## JUVENILE ARREST

OFFENSE	TOTAL	PETITION REQUESTED	REFER PROBATION	REFER CYA	TRANS OTHER AGENCY	TRANS JUVENILE TRAF CRT
HOMICIDE	48	3	0	0	0	0
RAPE	30	0	0	0	0	0
ROBBERY	1061	31	12	0	0	0
AGGRAVATED ASSAULT	581	26	8	0	0	1
BURGLARY	732	42	7	0	1	0
LARCENY	1060	27	7	0	1	2
VEHICLE THEFT	619	23	13	2	2	0
<b>TOTAL PART I</b>	<b>4131</b>	<b>152</b>	<b>47</b>	<b>2</b>	<b>4</b>	<b>3</b>
OTHER ASSAULTS	718	30	4	0	0	0
FORGERY/COUNTERFEIT	13	1	0	0	0	0
EMBEZZLEMENT/FRAUD	15	0	1	0	0	0
RECEIVE STOLEN PROP	77	7	4	0	0	0
WEAPON (CARRY/POSS)	383	20	9	0	0	2
PROSTITUTION/ALLIED	137	0	0	0	0	0
SEX (EXC RAPE/PRST)	205	8	1	0	0	0
AGAINST FAMILY/CHILD	0	0	0	0	0	0
NARCOTIC DRUG LAWS	1938	60	20	0	0	432
LIQUOR LAWS	151	0	0	0	0	8
DRUNKENNESS	12	0	0	0	0	1
DISTURB THE PEACE	32	1	0	0	1	6
DISORDERLY CONDUCT	154	6	0	0	0	18
GAMBLING	23	0	0	0	0	0
DRIVING UNDER INFLUENCE	26	1	0	0	0	0
MOVING TRAFFIC VIOLATION	133	1	0	0	0	4
MISC OTHER VIOLATIONS	20856	144	128	1	16	1702
NON-CRIMINAL DETENTION	1363	7	11	0	2	0
PRE-DELINQ (601 WIC)	52	6	6	0	0	0
<b>TOTAL PART II</b>	<b>26288</b>	<b>292</b>	<b>184</b>	<b>1</b>	<b>19</b>	<b>2173</b>
C.H.P. ARRESTS	24	0	0	0	24	0
OTHER AGENCIES	1978	29	2	0	173	3
<b>TOTAL OUTSIDE AGENCY</b>	<b>2002</b>	<b>29</b>	<b>2</b>	<b>0</b>	<b>197</b>	<b>3</b>
<b>TOTAL ALL OFFENSES AND ALL AGENCIES</b>	<b>32421</b>	<b>473</b>	<b>233</b>	<b>3</b>	<b>220</b>	<b>2179</b>

**DISPOSITIONS, 2007**

<b>TRANS TO MILITARY</b>	<b>REFER COMMUNITY SERVICE</b>	<b>DEPT PUB SOCIAL SERVICE</b>	<b>MENTAL HEALTH</b>	<b>APPL PREFILING INVEST</b>	<b>PROVED TO BE AN ADULT</b>	<b>COUNSELED AND RELEASED</b>	<b>EXONERATED INSUFF EVIDENCE</b>	<b>EXONERATED INNOCENT</b>
0	0	0	0	0	0	0	45	0
0	0	0	0	0	2	0	28	0
0	0	0	0	0	0	4	1011	3
0	0	0	0	0	1	8	537	0
0	1	0	0	0	0	17	664	0
0	22	1	0	0	2	243	755	0
0	2	0	0	0	0	8	569	0
<b>0</b>	<b>25</b>	<b>1</b>	<b>0</b>	<b>0</b>	<b>5</b>	<b>280</b>	<b>3609</b>	<b>3</b>
0	4	0	0	0	0	41	639	0
0	0	0	0	0	0	0	12	0
0	0	0	0	0	0	2	12	0
0	0	0	0	0	0	0	66	0
0	0	0	0	0	0	40	312	0
0	0	0	0	0	0	15	122	0
0	0	1	0	0	0	3	192	0
0	0	0	0	0	0	0	0	0
0	5	2	0	0	1	245	1173	0
0	0	0	0	0	0	119	24	0
0	0	0	0	0	0	9	2	0
0	0	0	0	0	0	10	14	0
0	0	0	0	0	0	50	80	0
0	0	0	0	0	0	16	7	0
0	0	0	0	0	0	4	21	0
0	0	0	0	0	0	105	23	0
0	7	232	0	0	1	12248	6377	0
0	0	174	0	1	0	5	1161	2
0	0	9	0	0	0	2	29	0
<b>0</b>	<b>16</b>	<b>418</b>	<b>0</b>	<b>1</b>	<b>2</b>	<b>12914</b>	<b>10266</b>	<b>2</b>
0	0	0	0	0	0	0	0	0
0	8	0	1	0	0	37	1725	0
<b>0</b>	<b>8</b>	<b>0</b>	<b>1</b>	<b>0</b>	<b>0</b>	<b>37</b>	<b>1725</b>	<b>0</b>
<b>0</b>	<b>49</b>	<b>419</b>	<b>1</b>	<b>1</b>	<b>7</b>	<b>13231</b>	<b>15600</b>	<b>5</b>

TRAFFIC  
ACCIDENTS  
AND  
ENFORCEMENT

**TOTAL TRAFFIC ACCIDENTS, 2007**  
**By Month and Location**

<b>COMMUNITY POLICE STATION</b>	<b>TOTAL</b>	<b>JAN</b>	<b>FEB</b>	<b>MAR</b>	<b>APR</b>	<b>MAY</b>	<b>JUN</b>	<b>JUL</b>	<b>AUG</b>	<b>SEP</b>	<b>OCT</b>	<b>NOV</b>	<b>DEC</b>
CENTRAL	2,014	185	146	184	137	175	150	177	171	154	167	194	174
RAMPART	3,029	265	242	255	252	229	231	295	252	251	225	258	274
HOLLENBECK	1,952	133	152	171	169	157	161	178	170	163	170	169	159
NORTHEAST	2,755	225	196	231	220	218	215	239	237	252	257	232	233
NEWTON	2,383	188	167	216	218	212	176	189	193	204	203	206	211
<b>CENTRAL BUREAU</b>	<b>12,133</b>	<b>996</b>	<b>903</b>	<b>1,057</b>	<b>996</b>	<b>991</b>	<b>933</b>	<b>1,078</b>	<b>1,023</b>	<b>1,024</b>	<b>1,022</b>	<b>1,059</b>	<b>1,051</b>
SOUTHWEST	3,145	261	249	254	239	280	245	239	296	264	298	241	279
HARBOR	2,020	164	146	176	157	165	167	191	177	182	189	156	150
77TH STREET	3,150	279	224	260	290	275	272	259	251	260	277	235	268
SOUTHEAST	1,991	149	143	170	162	172	163	188	173	171	190	148	162
<b>SOUTH BUREAU</b>	<b>10,306</b>	<b>853</b>	<b>762</b>	<b>860</b>	<b>848</b>	<b>892</b>	<b>847</b>	<b>877</b>	<b>897</b>	<b>877</b>	<b>954</b>	<b>780</b>	<b>859</b>
HOLLYWOOD	3,324	254	231	267	286	249	273	308	306	273	299	305	273
WILSHIRE	4,213	341	316	387	333	319	367	321	410	344	378	326	371
WEST L.A.	2,949	254	223	253	235	232	222	236	282	236	249	269	258
PACIFIC	2,621	228	186	221	214	210	211	250	250	205	222	214	210
<b>WEST BUREAU</b>	<b>13,107</b>	<b>1,077</b>	<b>956</b>	<b>1,128</b>	<b>1,068</b>	<b>1,010</b>	<b>1,073</b>	<b>1,115</b>	<b>1,248</b>	<b>1,058</b>	<b>1,148</b>	<b>1,114</b>	<b>1,112</b>
VAN NUYS	3,933	297	297	342	291	325	325	321	326	370	346	338	355
WEST VALLEY	4,245	331	294	337	322	348	346	375	368	372	409	367	376
NO. HOLLYWOOD	3,173	260	252	281	251	255	259	265	271	267	268	266	278
FOOTHILL	1,945	148	160	149	143	156	155	172	151	181	172	173	185
DEVONSHIRE	2,605	194	169	241	203	212	204	215	203	252	264	214	234
MISSION	2,021	147	164	210	169	168	149	167	154	175	176	176	166
<b>VALLEY BUREAU</b>	<b>17,922</b>	<b>1,377</b>	<b>1,336</b>	<b>1,560</b>	<b>1,379</b>	<b>1,464</b>	<b>1,438</b>	<b>1,515</b>	<b>1,473</b>	<b>1,617</b>	<b>1,635</b>	<b>1,534</b>	<b>1,594</b>
<b>CITY-WIDE TOTAL</b>	<b>53,468</b>	<b>4,303</b>	<b>3,957</b>	<b>4,605</b>	<b>4,291</b>	<b>4,357</b>	<b>4,291</b>	<b>4,585</b>	<b>4,641</b>	<b>4,576</b>	<b>4,759</b>	<b>4,487</b>	<b>4,616</b>

**INJURY TRAFFIC ACCIDENTS, 2007**  
**By Month and Location**

<b>COMMUNITY POLICE STATION</b>	<b>TOTAL</b>	<b>JAN</b>	<b>FEB</b>	<b>MAR</b>	<b>APR</b>	<b>MAY</b>	<b>JUN</b>	<b>JUL</b>	<b>AUG</b>	<b>SEP</b>	<b>OCT</b>	<b>NOV</b>	<b>DEC</b>
CENTRAL	820	75	54	75	53	79	60	83	61	69	71	72	68
RAMPART	1,142	87	84	101	91	98	87	119	81	93	99	97	105
HOLLENBECK	746	49	64	63	61	63	74	60	59	62	70	61	60
NORTHEAST	1,030	84	91	89	79	83	86	88	81	90	89	78	92
NEWTON	917	73	62	88	85	78	79	78	75	76	82	81	60
<b>CENTRAL BUREAU</b>	<b>4,655</b>	<b>368</b>	<b>355</b>	<b>416</b>	<b>369</b>	<b>401</b>	<b>386</b>	<b>428</b>	<b>357</b>	<b>390</b>	<b>411</b>	<b>389</b>	<b>385</b>
SOUTHWEST	1,352	108	102	110	95	107	98	114	127	128	134	104	125
HARBOR	865	70	48	74	68	68	77	87	86	73	72	71	71
77TH STREET	1,362	104	88	112	137	119	125	106	104	110	128	114	115
SOUTHEAST	878	62	64	72	76	74	70	81	74	75	81	72	77
<b>SOUTH BUREAU</b>	<b>4,457</b>	<b>344</b>	<b>302</b>	<b>368</b>	<b>376</b>	<b>368</b>	<b>370</b>	<b>388</b>	<b>391</b>	<b>386</b>	<b>415</b>	<b>361</b>	<b>388</b>
HOLLYWOOD	1,205	89	89	105	112	87	103	108	116	107	103	112	74
WILSHIRE	1,856	146	129	181	144	144	153	151	177	147	180	146	158
WEST L.A.	1,297	123	97	105	116	98	89	116	115	97	120	126	95
PACIFIC	1,108	101	71	88	94	96	92	109	93	85	109	86	84
<b>WEST BUREAU</b>	<b>5,466</b>	<b>459</b>	<b>386</b>	<b>479</b>	<b>466</b>	<b>425</b>	<b>437</b>	<b>484</b>	<b>501</b>	<b>436</b>	<b>512</b>	<b>470</b>	<b>411</b>
VAN NUYS	1,799	140	124	153	129	142	126	151	136	196	178	169	155
WEST VALLEY	1,706	120	114	119	127	145	136	151	142	165	170	159	158
NO. HOLLYWOOD	1,417	120	93	127	104	107	124	133	126	128	115	115	125
FOOTHILL	792	66	59	57	55	63	59	71	56	77	75	74	80
DEVONSHIRE	1,276	87	79	126	104	106	88	113	102	130	132	98	111
MISSION	848	61	64	86	64	77	69	61	63	73	84	77	69
<b>VALLEY BUREAU</b>	<b>7,838</b>	<b>594</b>	<b>533</b>	<b>668</b>	<b>583</b>	<b>640</b>	<b>602</b>	<b>680</b>	<b>625</b>	<b>769</b>	<b>754</b>	<b>692</b>	<b>698</b>
<b>CITY-WIDE TOTAL</b>	<b>22,416</b>	<b>1,765</b>	<b>1,576</b>	<b>1,931</b>	<b>1,794</b>	<b>1,834</b>	<b>1,795</b>	<b>1,980</b>	<b>1,874</b>	<b>1,981</b>	<b>2,092</b>	<b>1,912</b>	<b>1,882</b>

**FATAL TRAFFIC ACCIDENTS, 2007**  
**By Month and Location**

COMMUNITY POLICE STATION	TOTAL	JAN	FEB	MAR	APR	MAY	JUN	JUL	AUG	SEP	OCT	NOV	DEC
CENTRAL	6	0	0	3	0	1	0	0	0	0	0	1	1
RAMPART	9	3	0	2	0	0	0	1	0	2	1	0	0
HOLLENBECK	11	0	2	1	1	1	1	2	1	0	2	0	0
NORTHEAST	11	1	0	2	3	1	1	0	2	0	1	0	0
NEWTON	15	0	2	2	2	0	1	0	0	1	1	2	4
<b>CENTRAL BUREAU</b>	<b>52</b>	<b>4</b>	<b>4</b>	<b>10</b>	<b>6</b>	<b>3</b>	<b>3</b>	<b>3</b>	<b>3</b>	<b>3</b>	<b>5</b>	<b>3</b>	<b>5</b>
SOUTHWEST	18	1	1	4	3	0	2	1	2	1	1	1	1
HARBOR	9	0	3	0	0	0	2	2	0	2	0	0	0
77TH STREET	17	0	0	3	1	3	1	2	2	0	1	2	2
SOUTHEAST	16	1	0	0	0	3	1	1	0	3	3	3	1
<b>SOUTH BUREAU</b>	<b>60</b>	<b>2</b>	<b>4</b>	<b>7</b>	<b>4</b>	<b>6</b>	<b>6</b>	<b>6</b>	<b>4</b>	<b>6</b>	<b>5</b>	<b>6</b>	<b>4</b>
HOLLYWOOD	10	3	1	2	0	0	1	0	0	0	0	1	2
WILSHIRE	6	1	2	0	0	0	0	1	1	1	0	0	0
WEST L.A.	13	1	1	4	1	0	1	1	0	2	1	1	0
PACIFIC	18	2	2	2	1	2	0	3	3	1	1	1	0
<b>WEST BUREAU</b>	<b>47</b>	<b>7</b>	<b>6</b>	<b>8</b>	<b>2</b>	<b>2</b>	<b>2</b>	<b>5</b>	<b>4</b>	<b>4</b>	<b>2</b>	<b>3</b>	<b>2</b>
VAN NUYS	16	0	0	0	0	0	1	1	2	0	3	6	3
WEST VALLEY	23	3	0	2	1	1	3	2	3	2	4	0	2
NO. HOLLYWOOD	11	2	1	0	2	2	0	0	1	2	0	1	0
FOOTHILL	6	0	0	0	0	2	0	1	0	0	1	1	1
DEVONSHIRE	12	1	0	0	1	1	1	0	1	3	1	1	2
MISSION	11	0	0	0	1	1	0	2	1	2	2	0	2
<b>VALLEY BUREAU</b>	<b>79</b>	<b>6</b>	<b>1</b>	<b>2</b>	<b>5</b>	<b>7</b>	<b>5</b>	<b>6</b>	<b>8</b>	<b>9</b>	<b>11</b>	<b>9</b>	<b>10</b>
<b>CITY-WIDE TOTAL</b>	<b>238</b>	<b>19</b>	<b>15</b>	<b>27</b>	<b>17</b>	<b>18</b>	<b>16</b>	<b>20</b>	<b>19</b>	<b>22</b>	<b>23</b>	<b>21</b>	<b>21</b>



**PROPERTY DAMAGE TRAFFIC ACCIDENTS, 2007**  
**By Month and Location**

COMMUNITY POLICE STATION	TOTAL	JAN	FEB	MAR	APR	MAY	JUN	JUL	AUG	SEP	OCT	NOV	DEC
CENTRAL	1,185	110	90	106	84	95	89	94	110	85	96	121	105
RAMPART	1,873	174	158	150	161	131	144	175	171	155	125	161	168
HOLLENBECK	1,195	84	86	107	107	93	86	116	110	101	98	108	99
NORTHEAST	1,713	140	105	140	138	134	128	151	154	161	167	154	141
NEWTON	1,450	115	103	126	131	134	96	111	118	127	120	122	147
<b>CENTRAL BUREAU</b>	<b>7,416</b>	<b>623</b>	<b>542</b>	<b>629</b>	<b>621</b>	<b>587</b>	<b>543</b>	<b>647</b>	<b>663</b>	<b>629</b>	<b>606</b>	<b>666</b>	<b>660</b>
SOUTHWEST	1,766	152	145	138	141	172	144	124	166	134	163	134	153
HARBOR	1,137	90	92	102	89	97	87	102	91	107	116	85	79
77TH STREET	1,768	175	135	145	152	153	145	150	145	150	148	119	151
SOUTHEAST	1,092	85	78	97	86	95	92	104	99	93	106	73	84
<b>SOUTH BUREAU</b>	<b>5,763</b>	<b>502</b>	<b>450</b>	<b>482</b>	<b>468</b>	<b>517</b>	<b>468</b>	<b>480</b>	<b>501</b>	<b>484</b>	<b>533</b>	<b>411</b>	<b>467</b>
HOLLYWOOD	2,105	162	141	160	174	162	169	200	190	166	195	190	196
WILSHIRE	2,340	194	185	202	189	175	213	168	232	194	197	180	211
WEST L.A.	1,637	129	125	144	118	134	132	119	167	137	127	142	163
PACIFIC	1,491	125	113	131	118	112	119	138	154	119	111	126	125
<b>WEST BUREAU</b>	<b>7,573</b>	<b>610</b>	<b>564</b>	<b>637</b>	<b>599</b>	<b>583</b>	<b>633</b>	<b>625</b>	<b>743</b>	<b>616</b>	<b>630</b>	<b>638</b>	<b>695</b>
VAN NUYS	2,106	157	172	189	162	182	197	169	187	169	163	163	196
WEST VALLEY	2,508	206	179	215	194	201	206	222	222	205	235	207	216
NO. HOLLYWOOD	1,738	138	158	154	145	144	134	131	144	134	153	150	153
FOOTHILL	1,145	82	101	92	88	91	95	100	95	104	96	97	104
DEVONSHIRE	1,316	106	90	115	98	105	115	102	100	119	131	115	120
MISSION	1,156	86	99	124	104	89	80	102	90	100	90	97	95
<b>VALLEY BUREAU</b>	<b>9,969</b>	<b>775</b>	<b>799</b>	<b>889</b>	<b>791</b>	<b>812</b>	<b>827</b>	<b>826</b>	<b>838</b>	<b>831</b>	<b>868</b>	<b>829</b>	<b>884</b>
<b>CITY-WIDE TOTAL</b>	<b>30,721</b>	<b>2,510</b>	<b>2,355</b>	<b>2,637</b>	<b>2,479</b>	<b>2,499</b>	<b>2,471</b>	<b>2,578</b>	<b>2,745</b>	<b>2,560</b>	<b>2,637</b>	<b>2,544</b>	<b>2,706</b>

**PRIMARY VIOLATIONS CITED IN CENTRAL BUREAU, 2007**  
**By Station and Detail**

COMMUNITY POLICE STATION - DETAIL	SPEED	SIGNAL LIGHTS	STOP SIGNS	WRONG SIDE	R/W DRIVER LEFT TURN	R/W DRIVER STOP/ YIELD	R/W DRIVER OTHER	R/W PED	PED VIOL	IMPROP TURN	FOLLOW TOO CLOSE	UNSAFE DIRECT CHANGE	UNSAFE BACK/ START	OTHER VL/MC VIOLS	TOTAL
- AI *	390	931	95	434	108	308	29	298	14913	3,473	12	284	22	13,020	<b>34,317</b>
- OTHER	57	224	6	80	33	17	5	90	1,888	498	1	67	11	1,710	<b>4,687</b>
- BLANK	0	4	0	1	0	0	0	1	17	6	0	0	2	52	<b>83</b>
<b>CENTRAL</b>	<b>447</b>	<b>1,159</b>	<b>101</b>	<b>515</b>	<b>141</b>	<b>325</b>	<b>34</b>	<b>389</b>	<b>16,818</b>	<b>3,977</b>	<b>13</b>	<b>351</b>	<b>35</b>	<b>14,782</b>	<b>39,087</b>
- AI	1,546	753	39	93	130	76	36	646	2,653	1,475	15	224	12	14,303	<b>22,001</b>
- OTHER	31	120	6	15	46	15	14	50	377	259	1	46	1	988	<b>1,969</b>
- BLANK	2	2	4	1	0	0	0	1	1	1	0	0	0	117	<b>129</b>
<b>RAMPART</b>	<b>1,579</b>	<b>875</b>	<b>49</b>	<b>109</b>	<b>176</b>	<b>91</b>	<b>50</b>	<b>697</b>	<b>3,031</b>	<b>1,735</b>	<b>16</b>	<b>270</b>	<b>13</b>	<b>15,408</b>	<b>24,099</b>
- AI	3,554	172	15	32	56	46	20	204	227	1,434	14	86	7	9,582	<b>15,449</b>
- OTHER	235	22	3	7	16	7	0	17	101	105	1	16	3	715	<b>1,248</b>
- BLANK	1	0	0	0	0	0	0	1	0	0	0	0	0	55	<b>57</b>
<b>HOLLENBECK</b>	<b>3,790</b>	<b>194</b>	<b>18</b>	<b>39</b>	<b>72</b>	<b>53</b>	<b>20</b>	<b>222</b>	<b>328</b>	<b>1,539</b>	<b>15</b>	<b>102</b>	<b>10</b>	<b>10,352</b>	<b>16,754</b>
- AI	5,831	297	19	40	83	39	19	280	382	2,462	22	127	5	10,242	<b>19,848</b>
- OTHER	136	42	3	8	20	11	7	28	107	154	4	20	3	1,264	<b>1,807</b>
- BLANK	10	2	0	1	0	0	0	1	2	1	0	2	0	52	<b>71</b>
<b>NORTHEAST</b>	<b>5,977</b>	<b>341</b>	<b>22</b>	<b>49</b>	<b>103</b>	<b>50</b>	<b>26</b>	<b>309</b>	<b>491</b>	<b>2,617</b>	<b>26</b>	<b>149</b>	<b>8</b>	<b>11,558</b>	<b>21,726</b>
- AI	1,431	465	24	79	78	66	21	271	989	2,061	15	198	10	15,875	<b>21,583</b>
- OTHER	16	42	3	4	15	8	2	48	203	112	3	17	0	964	<b>1,437</b>
- BLANK	1	1	0	0	0	0	0	0	4	4	0	2	0	47	<b>59</b>
<b>NEWTON</b>	<b>1,448</b>	<b>508</b>	<b>27</b>	<b>83</b>	<b>93</b>	<b>74</b>	<b>23</b>	<b>319</b>	<b>1,196</b>	<b>2,177</b>	<b>18</b>	<b>217</b>	<b>10</b>	<b>16,886</b>	<b>23,079</b>
<b>OCB TOTAL</b>	<b>13,241</b>	<b>3,077</b>	<b>217</b>	<b>795</b>	<b>585</b>	<b>593</b>	<b>153</b>	<b>1,936</b>	<b>21,864</b>	<b>12,045</b>	<b>88</b>	<b>1,089</b>	<b>76</b>	<b>68,986</b>	<b>124,745</b>

\* AI = ACCIDENT INVESTIGATION

**PRIMARY VIOLATIONS CITED IN SOUTH BUREAU, 2007  
By Station and Detail**

COMMUNITY POLICE STATION - DETAIL	SPEED	SIGNAL LIGHTS	STOP SIGNS	WRONG SIDE	R/W DRIVER LEFT TURN	R/W DRIVER STOP/ YIELD	R/W DRIVER OTHER	R/W PED	PED VIOL	IMPROP TURN	FOLLOW TOO CLOSE	UNSAFE DIRECT CHANGE	UNSAFE BACK/ START	OTHER VL/MC VIOLS	TOTAL
- AI *	1,205	568	50	117	203	158	89	275	866	2,645	34	303	26	20,686	<b>27,225</b>
- OTHER	52	58	3	19	13	14	5	13	56	50	1	35	1	1,350	<b>1,670</b>
- BLANK	0	2	0	2	0	0	0	1	5	0	0	6	1	95	<b>112</b>
<b>SOUTHWEST</b>	<b>1,257</b>	<b>628</b>	<b>53</b>	<b>138</b>	<b>216</b>	<b>172</b>	<b>94</b>	<b>289</b>	<b>927</b>	<b>2,695</b>	<b>35</b>	<b>344</b>	<b>28</b>	<b>22,131</b>	<b>29,007</b>
- AI	2,683	331	37	104	160	125	54	157	247	902	25	190	3	16,802	<b>21,820</b>
- OTHER	74	21	6	4	2	4	2	5	17	289	5	20	1	1,129	<b>1,579</b>
- BLANK	357	128	48	19	12	42	0	7	2	45	5	53	3	2,155	<b>2,876</b>
<b>HARBOR</b>	<b>3,114</b>	<b>480</b>	<b>91</b>	<b>127</b>	<b>174</b>	<b>171</b>	<b>56</b>	<b>169</b>	<b>266</b>	<b>1,236</b>	<b>35</b>	<b>263</b>	<b>7</b>	<b>20,086</b>	<b>26,275</b>
- AI	3,488	592	31	169	96	92	45	240	483	1,658	29	304	20	18,830	<b>26,077</b>
- OTHER	37	38	8	8	8	3	12	3	31	167	8	23	3	1,281	<b>1,630</b>
- BLANK	4	2	0	0	0	0	1	1	2	2	0	2	0	72	<b>86</b>
<b>77TH STREET</b>	<b>3,529</b>	<b>632</b>	<b>39</b>	<b>177</b>	<b>104</b>	<b>95</b>	<b>58</b>	<b>244</b>	<b>516</b>	<b>1,827</b>	<b>37</b>	<b>329</b>	<b>23</b>	<b>20,183</b>	<b>27,793</b>
- AI	1,655	436	40	77	50	45	26	79	399	482	20	166	14	18,059	<b>21,548</b>
- OTHER	26	31	1	6	6	3	4	4	24	42	3	14	0	844	<b>1,008</b>
- BLANK	3	4	0	0	1	0	0	0	7	2	0	5	0	83	<b>105</b>
<b>SOUTHEAST</b>	<b>1,684</b>	<b>471</b>	<b>41</b>	<b>83</b>	<b>57</b>	<b>48</b>	<b>30</b>	<b>83</b>	<b>430</b>	<b>526</b>	<b>23</b>	<b>185</b>	<b>14</b>	<b>18,986</b>	<b>22,661</b>
<b>OSB TOTAL</b>	<b>9,584</b>	<b>2,211</b>	<b>224</b>	<b>525</b>	<b>551</b>	<b>486</b>	<b>238</b>	<b>785</b>	<b>2,139</b>	<b>6,284</b>	<b>130</b>	<b>1,121</b>	<b>72</b>	<b>81,386</b>	<b>105,736</b>

\* AI = ACCIDENT INVESTIGATION

**PRIMARY VIOLATIONS CITED IN WEST BUREAU, 2007  
By Station and Detail**

COMMUNITY POLICE STATION - DETAIL	SPEED	SIGNAL LIGHTS	STOP SIGNS	WRONG SIDE	R/W DRIVER LEFT TURN	R/W DRIVER STOP/ YIELD	R/W DRIVER OTHER	R/W PED	PED VIOL	IMPROP TURN	FOLLOW TOO CLOSE	UNSAFE DIRECT CHANGE	UNSAFE BACK/ START	OTHER VL/MC VIOLS	TOTAL
- AI *	773	982	24	460	258	172	47	437	1823	3,560	29	326	16	22,524	31,431
- OTHER	169	97	6	26	55	46	17	65	505	669	3	77	1	2,187	3,923
- BLANK	2	0	0	0	0	0	0	0	5	0	0	0	0	37	44
<b>HOLLYWOOD</b>	<b>944</b>	<b>1,079</b>	<b>30</b>	<b>486</b>	<b>313</b>	<b>218</b>	<b>64</b>	<b>502</b>	<b>2,333</b>	<b>4,229</b>	<b>32</b>	<b>403</b>	<b>17</b>	<b>24,748</b>	<b>35,398</b>
- AI	4,097	940	30	469	188	273	68	752	834	4,365	47	352	27	21,859	34,301
- OTHER	350	178	6	49	78	62	14	58	377	784	20	80	3	3,136	5,195
- BLANK	2	1	1	0	0	1	1	0	4	8	0	1	0	44	63
<b>WILSHIRE</b>	<b>4,449</b>	<b>1,119</b>	<b>37</b>	<b>518</b>	<b>266</b>	<b>336</b>	<b>83</b>	<b>810</b>	<b>1,215</b>	<b>5,157</b>	<b>67</b>	<b>433</b>	<b>30</b>	<b>25,039</b>	<b>39,559</b>
- AI	5,661	350	32	159	94	162	38	427	320	2,571	26	215	6	18,144	28,205
- OTHER	275	34	1	34	19	13	10	34	215	321	2	53	2	1,264	2,277
- BLANK	13	1	0	1	0	1	0	0	3	4	0	1	0	115	139
<b>WEST L.A.</b>	<b>5,949</b>	<b>385</b>	<b>33</b>	<b>194</b>	<b>113</b>	<b>176</b>	<b>48</b>	<b>461</b>	<b>538</b>	<b>2,896</b>	<b>28</b>	<b>269</b>	<b>8</b>	<b>19,523</b>	<b>30,621</b>
- AI	3,863	697	24	466	117	403	37	210	741	3,412	49	441	22	37,684	48,166
- OTHER	258	61	4	28	15	10	3	7	44	230	5	39	0	1,585	2,289
- BLANK	1	8	0	2	0	2	1	0	0	9	0	1	0	282	306
<b>PACIFIC</b>	<b>4,122</b>	<b>766</b>	<b>28</b>	<b>496</b>	<b>132</b>	<b>415</b>	<b>41</b>	<b>217</b>	<b>785</b>	<b>3,651</b>	<b>54</b>	<b>481</b>	<b>22</b>	<b>39,551</b>	<b>50,761</b>
<b>OWB TOTAL</b>	<b>15,464</b>	<b>3,349</b>	<b>128</b>	<b>1,694</b>	<b>824</b>	<b>1,145</b>	<b>236</b>	<b>1,990</b>	<b>4,871</b>	<b>15,933</b>	<b>181</b>	<b>1,586</b>	<b>77</b>	<b>108,861</b>	<b>156,339</b>

\* AI = ACCIDENT ENFORCEMENT

**PRIMARY VIOLATIONS CITED IN VALLEY BUREAU (AND CITY-WIDE), 2007**

**By Station and Detail**

COMMUNITY POLICE STATION - DETAIL	SPEED	SIGNAL LIGHTS	STOP SIGNS	WRONG SIDE	R/W DRIVER LEFT TURN	R/W DRIVER STOP/YIELD	R/W DRIVER OTHER	R/W PED	PED VIOL	IMPROP TURN	FOLLOW TOO CLOSE	UNSAFE DIRECT CHANGE	UNSAFE BACK/START	OTHER VL/MC VIOLS	TOTAL
- AI *	10,744	1,114	58	512	198	301	99	527	1442	4,997	50	439	16	20,509	41,006
- OTHER	774	150	2	103	40	28	31	27	29	439	19	89	6	1,506	3,243
- BLANK	5	4	0	1	2	0	0	0	0	5	0	0	0	39	56
<b>VAN NUYS</b>	<b>11,523</b>	<b>1,268</b>	<b>60</b>	<b>616</b>	<b>240</b>	<b>329</b>	<b>130</b>	<b>554</b>	<b>1,471</b>	<b>5,441</b>	<b>69</b>	<b>528</b>	<b>22</b>	<b>22,054</b>	<b>44,305</b>
- AI	445	184	12	26	25	27	35	33	65	355	16	103	2	3,125	4,453
- OTHER	1	0	0	0	0	0	0	0	0	0	0	0	0	1	2
- BLANK	1	5	0	0	1	0	0	0	11	4	0	0	0	43	65
<b>WEST VALLEY</b>	<b>447</b>	<b>189</b>	<b>12</b>	<b>26</b>	<b>26</b>	<b>27</b>	<b>35</b>	<b>33</b>	<b>76</b>	<b>359</b>	<b>16</b>	<b>103</b>	<b>2</b>	<b>3,169</b>	<b>4,520</b>
- AI	4,305	710	98	126	94	252	55	153	340	1,952	44	223	9	10,755	19,116
- OTHER	400	61	7	20	13	18	6	31	32	145	5	40	2	674	1,454
- BLANK	2	1	0	0	1	1	0	0	1	3	0	1	0	63	73
<b>N. HOLLYWOOD</b>	<b>4,707</b>	<b>772</b>	<b>105</b>	<b>146</b>	<b>108</b>	<b>271</b>	<b>61</b>	<b>184</b>	<b>373</b>	<b>2,100</b>	<b>49</b>	<b>264</b>	<b>11</b>	<b>11,492</b>	<b>20,643</b>
- AI	3,606	416	23	53	74	65	50	28	122	311	34	153	6	9,269	14,210
- OTHER	87	29	0	4	6	2	1	5	7	13	1	6	0	383	544
- BLANK	5	2	0	1	1	0	0	0	0	0	0	2	0	52	63
<b>FOOTHILL</b>	<b>3,698</b>	<b>447</b>	<b>23</b>	<b>58</b>	<b>81</b>	<b>67</b>	<b>51</b>	<b>33</b>	<b>129</b>	<b>324</b>	<b>35</b>	<b>161</b>	<b>6</b>	<b>9,704</b>	<b>14,817</b>
- AI	10,018	326	15	486	61	116	34	66	119	2,010	26	186	3	10,695	24,161
- OTHER	194	124	1	10	6	7	5	6	5	377	5	17	0	576	1,333
- BLANK	5	0	0	0	0	0	0	0	2	1	0	0	0	25	33
<b>DEVONSHIRE</b>	<b>10,217</b>	<b>450</b>	<b>16</b>	<b>496</b>	<b>67</b>	<b>123</b>	<b>39</b>	<b>72</b>	<b>126</b>	<b>2,388</b>	<b>31</b>	<b>203</b>	<b>3</b>	<b>11,296</b>	<b>25,527</b>
- AI	4,152	800	41	136	128	146	92	140	950	2,034	69	474	24	26,769	35,955
- OTHER	369	57	9	27	9	8	10	4	11	88	3	33	1	670	1,299
- BLANK	7	2	1	2	0	1	0	0	20	14	0	2	0	185	234
<b>MISSION</b>	<b>4,528</b>	<b>859</b>	<b>51</b>	<b>165</b>	<b>137</b>	<b>155</b>	<b>102</b>	<b>144</b>	<b>981</b>	<b>2,136</b>	<b>72</b>	<b>509</b>	<b>25</b>	<b>27,624</b>	<b>37,488</b>
<b>OVB TOTAL</b>	<b>35,120</b>	<b>3,985</b>	<b>267</b>	<b>1,507</b>	<b>659</b>	<b>972</b>	<b>418</b>	<b>1,020</b>	<b>3,156</b>	<b>12,748</b>	<b>272</b>	<b>1,768</b>	<b>69</b>	<b>85,339</b>	<b>147,300</b>
<b>CITY-WIDE TOTAL</b>	<b>73,409</b>	<b>12622</b>	<b>836</b>	<b>4521</b>	<b>2619</b>	<b>3196</b>	<b>1045</b>	<b>5731</b>	<b>32030</b>	<b>47010</b>	<b>671</b>	<b>5564</b>	<b>294</b>	<b>344572</b>	<b>534,120</b>

\* AI = ACCIDENT INVESTIGATION



TELEPHONE CALLS RECEIVED  
AND  
UNITS DISPATCHED

**COMMUNICATIONS DIVISION  
2007 INCOMING TELEPHONE CALLS**

<b>MONTH</b>	<b>(1) 9-1-1 CALLS RECEIVED</b>	<b>(2) 7-DIGIT CALLS RECEIVED</b>	<b>(1) AND (2) TOTAL</b>
<b>JANUARY</b>	177,635	114,020	<b>291,655</b>
<b>FEBRUARY</b>	161,847	102,954	<b>264,801</b>
<b>MARCH</b>	181,312	123,285	<b>304,597</b>
<b>APRIL</b>	176,553	118,503	<b>295,056</b>
<b>MAY</b>	185,419	129,162	<b>314,581</b>
<b>JUNE</b>	194,046	138,792	<b>332,838</b>
<b>JULY</b>	208,253	143,479	<b>351,732</b>
<b>AUGUST</b>	192,181	131,707	<b>323,888</b>
<b>SEPTEMBER</b>	179,331	122,616	<b>301,947</b>
<b>OCTOBER</b>	183,961	126,443	<b>310,404</b>
<b>NOVEMBER</b>	164,796	107,130	<b>271,926</b>
<b>DECEMBER</b>	169,675	107,616	<b>277,291</b>
<b>TOTAL</b>	<b>2,175,009</b>	<b>1,465,707</b>	<b>3,640,716</b>



**ANNUAL SUMMARY OF UNITS DISPATCHED TO CALLS-FOR-SERVICE, 2007  
By Station, Month, and Type (Central Bureau)**

AREA - TYPE OF CALL	JAN	FEB	MAR	APR	MAY	JUN	JUL	AUG	SEP	OCT	NOV	DEC	ANNUAL TOTALS BY TYPE
- EMERGENCY	310	290	352	269	259	379	413	443	277	257	259	326	3,834
- URGENT	872	766	794	774	908	907	1,006	1,034	840	678	750	843	10,172
- ROUTINE	835	739	818	646	815	857	931	1,086	933	791	858	1,008	10,317
<b>CENTRAL</b>	<b>2,017</b>	<b>1,795</b>	<b>1,964</b>	<b>1,689</b>	<b>1,982</b>	<b>2,143</b>	<b>2,350</b>	<b>2,563</b>	<b>2,050</b>	<b>1,726</b>	<b>1,867</b>	<b>2,177</b>	<b>24,323</b>
- EMERGENCY	559	476	556	501	592	950	986	897	535	443	453	524	7,472
- URGENT	1,537	1,409	1,589	1,430	1,661	1,675	1,898	1,973	1,487	1,225	1,273	1,371	18,528
- ROUTINE	1,675	1,579	1,790	1,468	1,738	1,707	2,009	2,064	1,779	1,409	1,548	1,754	20,520
<b>RAMPART</b>	<b>3,771</b>	<b>3,464</b>	<b>3,935</b>	<b>3,399</b>	<b>3,991</b>	<b>4,332</b>	<b>4,893</b>	<b>4,934</b>	<b>3,801</b>	<b>3,077</b>	<b>3,274</b>	<b>3,649</b>	<b>46,520</b>
- EMERGENCY	362	358	363	357	439	539	613	536	362	291	295	327	4,842
- URGENT	963	858	933	878	1,051	1,062	1,161	1,226	843	744	803	845	11,367
- ROUTINE	1,156	1,013	1,182	1,066	1,287	1,277	1,395	1,327	1,185	979	984	1,114	13,965
<b>HOLLENBECK</b>	<b>2,481</b>	<b>2,229</b>	<b>2,478</b>	<b>2,301</b>	<b>2,777</b>	<b>2,878</b>	<b>3,169</b>	<b>3,089</b>	<b>2,390</b>	<b>2,014</b>	<b>2,082</b>	<b>2,286</b>	<b>30,174</b>
- EMERGENCY	424	383	414	385	425	650	723	627	347	295	377	398	5,448
- URGENT	1,276	1,091	1,188	1,049	1,264	1,271	1,283	1,395	959	857	873	1,006	13,512
- ROUTINE	1,325	1,290	1,521	1,277	1,624	1,776	1,895	1,804	1,592	1,361	1,446	1,475	18,386
<b>NORTHEAST</b>	<b>3,025</b>	<b>2,764</b>	<b>3,123</b>	<b>2,711</b>	<b>3,313</b>	<b>3,697</b>	<b>3,901</b>	<b>3,826</b>	<b>2,898</b>	<b>2,513</b>	<b>2,696</b>	<b>2,879</b>	<b>37,346</b>
- EMERGENCY	496	480	557	494	558	806	956	914	478	434	415	389	6,977
- URGENT	1,242	1,177	1,373	1,258	1,493	1,499	1,614	1,514	1,184	1,060	1,088	1,185	15,687
- ROUTINE	1,176	1,185	1,278	1,116	1,353	1,605	1,789	1,847	1,633	1,264	1,358	1,493	17,097
<b>NEWTON</b>	<b>2,914</b>	<b>2,842</b>	<b>3,208</b>	<b>2,868</b>	<b>3,404</b>	<b>3,910</b>	<b>4,359</b>	<b>4,275</b>	<b>3,295</b>	<b>2,758</b>	<b>2,861</b>	<b>3,067</b>	<b>39,761</b>
- EMERGENCY	2,151	1,987	2,242	2,006	2,273	3,324	3,691	3,417	1,999	1,720	1,799	1,964	28,573
- URGENT	5,890	5,301	5,877	5,389	6,377	6,414	6,962	7,142	5,313	4,564	4,787	5,250	69,266
- ROUTINE	6,167	5,806	6,589	5,573	6,817	7,222	8,019	8,128	7,122	5,804	6,194	6,844	80,285
<b>CENTRAL BUREAU</b>	<b>14,208</b>	<b>13,094</b>	<b>14,708</b>	<b>12,968</b>	<b>15,467</b>	<b>16,960</b>	<b>18,672</b>	<b>18,687</b>	<b>14,434</b>	<b>12,088</b>	<b>12,780</b>	<b>14,058</b>	<b>178,124</b>

\* Includes Traffic (904) calls

**ANNUAL SUMMARY OF UNITS DISPATCHED TO CALLS-FOR-SERVICE, 2007**  
**By Station, Month and Type (South Bureau)**

AREA - TYPE OF CALL	JAN	FEB	MAR	APR	MAY	JUN	JUL	AUG	SEP	OCT	NOV	DEC	ANNUAL TOTALS BY TYPE
- EMERGENCY	698	660	703	632	644	984	1,182	1,120	655	493	571	598	8,940
- URGENT	1,701	1,538	1,804	1,565	1,834	1,842	2,198	2,087	1,636	1,288	1,322	1,544	20,359
- ROUTINE	1,511	1,495	1,452	1,323	1,799	1,910	2,093	2,070	1,801	1,454	1,537	1,609	20,054
<b>SOUTHWEST</b>	<b>3,910</b>	<b>3,693</b>	<b>3,959</b>	<b>3,520</b>	<b>4,277</b>	<b>4,736</b>	<b>5,473</b>	<b>5,277</b>	<b>4,092</b>	<b>3,235</b>	<b>3,430</b>	<b>3,751</b>	<b>49,353</b>
- EMERGENCY	378	360	399	344	389	566	690	645	371	291	285	354	5,072
- URGENT	1,046	980	1,120	967	1,126	1,206	1,341	1,330	955	791	815	940	12,617
- ROUTINE	1,198	1,060	1,126	1,097	1,334	1,528	1,627	1,613	1,385	1,016	1,109	1,249	15,342
<b>HARBOR</b>	<b>2,622</b>	<b>2,400</b>	<b>2,645</b>	<b>2,408</b>	<b>2,849</b>	<b>3,300</b>	<b>3,658</b>	<b>3,588</b>	<b>2,711</b>	<b>2,098</b>	<b>2,209</b>	<b>2,543</b>	<b>33,031</b>
- EMERGENCY	834	797	825	709	836	1,177	1,480	1,208	749	595	613	722	10,545
- URGENT	2,000	1,766	2,081	1,807	2,199	2,180	2,562	2,333	1,775	1,473	1,518	1,734	23,428
- ROUTINE	1,532	1,474	1,692	1,590	1,864	1,923	2,216	2,219	1,974	1,444	1,495	1,663	21,086
<b>77TH STREET</b>	<b>4,366</b>	<b>4,037</b>	<b>4,598</b>	<b>4,106</b>	<b>4,899</b>	<b>5,280</b>	<b>6,258</b>	<b>5,760</b>	<b>4,498</b>	<b>3,512</b>	<b>3,626</b>	<b>4,119</b>	<b>55,059</b>
- EMERGENCY	575	582	551	589	610	989	1,204	1,083	602	416	514	545	8,260
- URGENT	1,324	1,259	1,446	1,226	1,606	1,669	1,898	1,895	1,373	1,110	1,251	1,330	17,387
- ROUTINE	1,058	1,004	1,182	1,145	1,333	1,535	1,689	1,600	1,432	1,080	1,134	1,325	15,517
<b>SOUTHEAST</b>	<b>2,957</b>	<b>2,845</b>	<b>3,179</b>	<b>2,960</b>	<b>3,549</b>	<b>4,193</b>	<b>4,791</b>	<b>4,578</b>	<b>3,407</b>	<b>2,606</b>	<b>2,899</b>	<b>3,200</b>	<b>41,164</b>
- EMERGENCY	2,485	2,399	2,478	2,274	2,479	3,716	4,556	4,056	2,377	1,795	1,983	2,219	32,817
- URGENT	6,071	5,543	6,451	5,565	6,765	6,897	7,999	7,645	5,739	4,662	4,906	5,548	73,791
- ROUTINE	5,299	5,033	5,452	5,155	6,330	6,896	7,625	7,502	6,592	4,994	5,275	5,846	71,999
<b>SOUTH BUREAU</b>	<b>13,855</b>	<b>12,975</b>	<b>14,381</b>	<b>12,994</b>	<b>15,574</b>	<b>17,509</b>	<b>20,180</b>	<b>19,203</b>	<b>14,708</b>	<b>11,451</b>	<b>12,164</b>	<b>13,613</b>	<b>178,607</b>

\* Includes Traffic (904) calls

**ANNUAL SUMMARY OF UNITS DISPATCHED TO CALLS-FOR-SERVICE, 2007**  
**By Station, Month and Type (West Bureau)**

AREA - TYPE OF CALL	JAN	FEB	MAR	APR	MAY	JUN	JUL	AUG	SEP	OCT	NOV	DEC	ANNUAL TOTALS BY TYPE
- EMERGENCY	487	447	452	433	499	693	804	851	410	371	334	405	6,186
- URGENT	1,539	1,402	1,488	1,341	1,459	1,581	1,720	1,691	1,351	1,133	1,185	1,249	17,139
- ROUTINE	1,806	1,545	1,930	1,739	1,867	1,947	1,975	2,134	1,907	1,746	1,720	1,852	22,168
<b>HOLLYWOOD</b>	<b>3,832</b>	<b>3,394</b>	<b>3,870</b>	<b>3,513</b>	<b>3,825</b>	<b>4,221</b>	<b>4,499</b>	<b>4,676</b>	<b>3,668</b>	<b>3,250</b>	<b>3,239</b>	<b>3,506</b>	<b>45,493</b>
- EMERGENCY	543	494	519	488	566	839	911	912	462	407	445	446	7,032
- URGENT	1,525	1,386	1,569	1,393	1,593	1,813	1,849	1,938	1,346	1,137	1,274	1,375	18,198
- ROUTINE	1,535	1,490	1,602	1,501	1,835	1,816	2,073	1,907	1,747	1,317	1,439	1,775	20,037
<b>WILSHIRE</b>	<b>3,603</b>	<b>3,370</b>	<b>3,690</b>	<b>3,382</b>	<b>3,994</b>	<b>4,468</b>	<b>4,833</b>	<b>4,757</b>	<b>3,555</b>	<b>2,861</b>	<b>3,158</b>	<b>3,596</b>	<b>45,267</b>
- EMERGENCY	343	320	364	343	363	464	614	568	316	267	267	343	4,572
- URGENT	1,052	989	1,027	958	1,030	1,031	1,246	1,231	872	786	849	960	12,031
- ROUTINE	1,503	1,336	1,425	1,325	1,464	1,598	1,749	1,733	1,395	1,139	1,435	1,512	17,614
<b>WEST L.A.</b>	<b>2,898</b>	<b>2,645</b>	<b>2,816</b>	<b>2,626</b>	<b>2,857</b>	<b>3,093</b>	<b>3,609</b>	<b>3,532</b>	<b>2,583</b>	<b>2,192</b>	<b>2,551</b>	<b>2,815</b>	<b>34,217</b>
- EMERGENCY	303	308	353	278	347	446	573	528	315	222	248	294	4,215
- URGENT	1,017	967	1,069	962	1,057	1,127	1,230	1,331	892	685	842	811	11,990
- ROUTINE	1,496	1,375	1,667	1,402	1,575	1,656	1,780	1,795	1,496	1,230	1,471	1,526	18,469
<b>PACIFIC</b>	<b>2,816</b>	<b>2,650</b>	<b>3,089</b>	<b>2,642</b>	<b>2,979</b>	<b>3,229</b>	<b>3,583</b>	<b>3,654</b>	<b>2,703</b>	<b>2,137</b>	<b>2,561</b>	<b>2,631</b>	<b>34,674</b>
- EMERGENCY	1,676	1,569	1,688	1,542	1,775	2,442	2,902	2,859	1,503	1,267	1,294	1,488	22,005
- URGENT	5,133	4,744	5,153	4,654	5,139	5,552	6,045	6,191	4,461	3,741	4,150	4,395	59,358
- ROUTINE	6,340	5,746	6,624	5,967	6,741	7,017	7,577	7,569	6,545	5,432	6,065	6,665	78,288
<b>WEST BUREAU</b>	<b>13,149</b>	<b>12,059</b>	<b>13,465</b>	<b>12,163</b>	<b>13,655</b>	<b>15,011</b>	<b>16,524</b>	<b>16,619</b>	<b>12,509</b>	<b>10,440</b>	<b>11,509</b>	<b>12,548</b>	<b>159,651</b>

\* Includes Traffic (904) calls

**ANNUAL SUMMARY OF UNITS DISPATCHED TO CALLS-FOR-SERVICE, 2007**  
**By Station, Month and Type (Valley Bureau / City-wide)**

69

AREA - TYPE OF CALL	JAN	FEB	MAR	APR	MAY	JUN	JUL	AUG	SEP	OCT	NOV	DEC	ANNUAL TOTALS BY TYPE
- EMERGENCY	622	581	625	489	609	840	1,136	1,003	553	477	496	532	7,963
- URGENT	1,278	1,144	1,327	1,113	1,343	1,477	1,730	1,583	1,166	981	1,062	1,092	15,296
- ROUTINE	1,774	1,620	1,820	1,470	1,851	1,823	1,915	1,744	1,677	1,369	1,530	1,778	20,371
<b>VAN NUYS</b>	<b>3,674</b>	<b>3,345</b>	<b>3,772</b>	<b>3,072</b>	<b>3,803</b>	<b>4,140</b>	<b>4,781</b>	<b>4,330</b>	<b>3,396</b>	<b>2,827</b>	<b>3,088</b>	<b>3,402</b>	<b>43,630</b>
- EMERGENCY	697	650	709	626	676	946	1,093	1,014	595	522	593	639	8,760
- URGENT	1,414	1,352	1,469	1,240	1,516	1,538	1,779	1,669	1,293	1,064	1,182	1,351	16,867
- ROUTINE	1,560	1,454	1,657	1,398	1,740	1,835	1,999	1,938	1,747	1,479	1,452	1,712	19,971
<b>WEST VALLEY</b>	<b>3,671</b>	<b>3,456</b>	<b>3,835</b>	<b>3,264</b>	<b>3,932</b>	<b>4,319</b>	<b>4,871</b>	<b>4,621</b>	<b>3,635</b>	<b>3,065</b>	<b>3,227</b>	<b>3,702</b>	<b>45,598</b>
- EMERGENCY	545	489	581	465	579	856	1,010	865	483	398	442	496	7,209
- URGENT	1,163	1,108	1,195	1,063	1,227	1,426	1,464	1,403	1,060	898	968	1,040	14,015
- ROUTINE	1,622	1,349	1,743	1,526	1,783	1,849	1,854	1,815	1,727	1,384	1,652	1,665	19,969
<b>NO. HOLLYWOOD</b>	<b>3,330</b>	<b>2,946</b>	<b>3,519</b>	<b>3,054</b>	<b>3,589</b>	<b>4,131</b>	<b>4,328</b>	<b>4,083</b>	<b>3,270</b>	<b>2,680</b>	<b>3,062</b>	<b>3,201</b>	<b>41,193</b>
- EMERGENCY	364	331	368	331	370	635	535	542	308	273	289	334	4,680
- URGENT	782	695	748	717	799	827	1,000	1,020	619	592	617	652	9,068
- ROUTINE	936	866	1,005	904	1,077	1,177	1,293	1,103	1,022	792	914	947	12,036
<b>FOOTHILL</b>	<b>2,082</b>	<b>1,892</b>	<b>2,121</b>	<b>1,952</b>	<b>2,246</b>	<b>2,639</b>	<b>2,828</b>	<b>2,665</b>	<b>1,949</b>	<b>1,657</b>	<b>1,820</b>	<b>1,933</b>	<b>25,784</b>
- EMERGENCY	409	341	445	354	437	501	531	545	338	297	311	344	4,853
- URGENT	684	679	817	663	795	836	910	845	738	592	685	704	8,948
- ROUTINE	945	852	1,081	920	1,104	1,233	1,242	1,280	1,141	954	1,013	1,150	12,915
<b>DEVONSHIRE</b>	<b>2,038</b>	<b>1,872</b>	<b>2,343</b>	<b>1,937</b>	<b>2,336</b>	<b>2,570</b>	<b>2,683</b>	<b>2,670</b>	<b>2,217</b>	<b>1,843</b>	<b>2,009</b>	<b>2,198</b>	<b>26,716</b>
- EMERGENCY	376	377	436	376	386	503	620	620	317	347	272	307	4,937
- URGENT	830	809	939	839	955	1,029	1,055	1,075	769	640	704	764	10,408
- ROUTINE	1,321	1,215	1,374	1,403	1,420	1,378	1,402	1,400	1,167	1,001	1,043	1,199	15,323
<b>MISSION</b>	<b>2,527</b>	<b>2,401</b>	<b>2,749</b>	<b>2,618</b>	<b>2,761</b>	<b>2,910</b>	<b>3,077</b>	<b>3,095</b>	<b>2,253</b>	<b>1,988</b>	<b>2,019</b>	<b>2,270</b>	<b>30,668</b>
- EMERGENCY	3,013	2,769	3,164	2,641	3,057	4,281	4,925	4,589	2,594	2,314	2,403	2,652	38,402
- URGENT	6,151	5,787	6,495	5,635	6,635	7,133	7,938	7,595	5,645	4,767	5,218	5,603	74,602
- ROUTINE	8,158	7,356	8,680	7,621	8,975	9,295	9,705	9,280	8,481	6,979	7,604	8,451	100,585
<b>VALLEY BUREAU</b>	<b>17,322</b>	<b>15,912</b>	<b>18,339</b>	<b>15,897</b>	<b>18,667</b>	<b>20,709</b>	<b>22,568</b>	<b>21,464</b>	<b>16,720</b>	<b>14,060</b>	<b>15,225</b>	<b>16,706</b>	<b>213,589</b>
- EMERGENCY	9,325	8,724	9,572	8,463	9,584	13,763	16,074	14,921	8,473	7,096	7,479	8,323	121,797
- URGENT	23,245	21,375	23,976	21,243	24,916	25,996	28,944	28,573	21,158	17,734	19,061	20,796	277,017
- ROUTINE	25,964	23,941	27,345	24,316	28,863	30,430	32,926	32,479	28,740	23,209	25,138	27,806	331,157
<b>CITY-WIDE TOTAL</b>	<b>58,534</b>	<b>54,040</b>	<b>60,893</b>	<b>54,022</b>	<b>63,363</b>	<b>70,189</b>	<b>77,944</b>	<b>75,973</b>	<b>58,371</b>	<b>48,039</b>	<b>51,678</b>	<b>56,925</b>	<b>729,971</b>

\* Includes Traffic (904) calls

PERSONNEL  
AND  
EQUIPMENT

## DEPARTMENT ENTITIES LISTED BY THEIR ABBREVIATIONS

AREA	TITLE
AD	AUDIT DIVISION
ASD	AIR SUPPORT DIVISION
ATSB	ADMINISTRATIVE AND TECHNICAL SERVICES BUREAU
BSS	BEHAVIORAL SCIENCE SERVICES SECTION
CB	CENTRAL BUREAU
CCD	COMMERCIAL CRIMES DIVISION
CDB	CONSENT DECREE BUREAU
CENT	CENTRAL AREA
CID	COMMISSION INVESTIGATION DIVISION
COMM	COMMUNICATIONS DIVISION
CP	CHIEF OF POLICE
CRID	CIVIL RIGHTS INTEGRITY DIVISION
CRS	COMMUNITY RELATIONS SECTION
CTCIB	COUNTER TERRORISM AND CRIMINAL INTELLIGENCE BUREAU
CTD	CENTRAL TRAFFIC DIVISION
DB	DETECTIVE BUREAU
DEV	DEVONSHIRE AREA
DSVD	DETECTIVE SUPPORT AND VICE DIVISION
ECCCS	EMERGENCY CMD CNTRL COMMUNICATIONS SYS DIV
EOD	EMERGENCY OPERATIONS DIVISION
ERG	EMPLOYEE RELATIONS GROUP
ESD	EMERGENCY SERVICES DIVISION
FID	FORCE INVESTIGATION DIVISION
FMD	FACILITIES MANAGEMENT DIVISION
FOD	FISCAL OPERATIONS DIVISION
FTHL	FOOTHILL AREA
GL	GOVERNMENTAL LIAISON
GOSD	GANG AND OPERATIONS SUPPORT DIVISION
HARB	HARBOR AREA
HOBK	HOLLENBECK AREA
HWD	HOLLYWOOD AREA
ICSB	INFORMATION AND COMMUNICATIONS SERVICES BUREAU
IG	INSPECTOR GENERAL
IMTB	INCIDENT MANAGEMENT & TRAINING BUREAU
ITD	INFORMATION TECHNOLOGY DIVISION
JD	JAIL DIVISION
JUV	JUVENILE DIVISION
MCD	MAJOR CRIMES DIVISION
METRO	METROPOLITAN DIVISION
MISN	MISSION AREA
MTD	MOTOR TRANSPORT DIVISION
ND	NARCOTICS DIVISION

## DEPARTMENT ENTITIES LISTED BY THEIR ABBREVIATIONS

AREA	TITLE
NE	NORTHEAST AREA
NEWT	NEWTON AREA
NHWD	NORTH HOLLYWOOD AREA
OMB	OMBUDSMAN
OO	OFFICE OF OPERATIONS
OSS	OFFICE OF SUPPORT SERVICES
PAC	PACIFIC AREA
PAC-LAX	PACIFIC AREA - LAX SUBSTATION
PC	POLICE COMMISSION
PD	PROPERTY DIVISION
PD-VAL	PROPERTY DIVISION - VALLEY
PER	PERSONNEL DIVISION
PERG	PERSONNEL GROUP
PIO	PUBLIC INFORMATION OFFICE
PRD	PLANNING & RESEARCH DIVISION
PSB	PROFESSIONAL STANDARDS BUREAU
PTE	POLICE TRAINING & EDUCATION
RACR	REALTIME ANALYSIS & CRITICAL RESPONSE DIVISION
RAMP	RAMPART AREA
RED	RECRUITMENT & EMPLOYMENT DIVISION
RHD	ROBBERY-HOMICIDE DIVISION
RI	RECORDS AND IDENTIFICATION DIVISION
RMG	RISK MANAGEMENT GROUP
SB	SOUTH BUREAU
SE	SOUTHEAST AREA
SID	SCIENTIFIC INVESTIGATION DIVISION
SOB	SPECIAL OPERATIONS BUREAU
STD	SOUTH TRAFFIC DIVISION
SW	SOUTHWEST AREA
TD	TRAINING DIVISION
TD-REC	TRAINING DIVISION - RECRUIT
TEAMS	TEAMS II DEVELOPMENT
TG	TRAINING GROUP
UOFD	INCIDENT MANAGEMENT & TRAINING BUREAU
VB	VALLEY BUREAU
VNY	VAN NUYS AREA
VTD	VALLEY TRAFFIC DIVISION
WB	WEST BUREAU
WIL	WILSHIRE AREA
WLA	WEST LOS ANGELES AREA
WTD	WEST TRAFFIC DIVISION
WVAL	WEST VALLEY AREA
77TH	77TH STREET AREA

**CIVILIAN TABLE OF ORGANIZATION AND DEPLOYMENT REPORT  
AS OF JANUARY 7, 2008**

	ADM PER		C/PR. CLK		EX. SEC/S		SR. CLK TYPIST		CLERK STN/TYP		SR. & CSA		AUTO SERIES		PR/SR., DET.OFC		PR/SR., PRP.OFC		SCIENCE /TECH		ACCTG SERIES		SR/SYS ANALY		BLDG TRADE		SR. & PSR		MISCEL. CIVIL.		*TOTAL*			
	TO	D	TO	D	TO	D	TO	D	TO	D	TO	D	TO	D	TO	D	TO	D	TO	D	TO	D	TO	D	TO	D	TO	D	TO	D	TO	D	TO	D
PC	13	11			5	2	2	2	2	2																							22	17
IG	2	2			2	2	3	5	2	2									1	1													10	10
<b>TOT OFC</b>	<b>15</b>	<b>13</b>	<b>0</b>	<b>0</b>	<b>7</b>	<b>4</b>	<b>5</b>	<b>7</b>	<b>4</b>	<b>2</b>									<b>1</b>	<b>1</b>											<b>32</b>	<b>27</b>		
CP	4	4			4	4	2	7		1																					10	16		
CRS	1					1		1											2	1							1	1			4	4		
<b>TOT OFC</b>	<b>5</b>	<b>4</b>			<b>4</b>	<b>5</b>	<b>2</b>	<b>8</b>	<b>0</b>	<b>1</b>									<b>2</b>	<b>1</b>							<b>1</b>	<b>1</b>			<b>14</b>	<b>20</b>		
COS																															0	0		
ERG	4	4			1																										5	5		
PIO	1	2			1	1	1	1																			1		1	1	5	6		
UOFD	1	2			1		1	3	1	1																					4	6		
<b>TOT OFC</b>	<b>6</b>	<b>8</b>			<b>3</b>	<b>1</b>	<b>2</b>	<b>4</b>	<b>1</b>	<b>3</b>																	<b>1</b>	<b>1</b>	<b>1</b>	<b>1</b>	<b>14</b>	<b>17</b>		
OO	8	3			2	2	5	5	1	1																	1				17	11		
JD	6	5			1		6	5	7	6			369	340							1	1									390	357		
JD-MET																															0	0		
JD-OPER																															0	0		
JD-77TH																															0	0		
<b>TOT BUR</b>	<b>14</b>	<b>8</b>			<b>3</b>	<b>2</b>	<b>11</b>	<b>10</b>	<b>8</b>	<b>7</b>			<b>369</b>	<b>340</b>							<b>1</b>	<b>1</b>					<b>1</b>				<b>407</b>	<b>368</b>		
PSB	7	6	3	2	5	4	25	24	3	7																			1	6	5	49	49	
CID	22	18	1	1			6	5	12	10													1	1							42	35		
FID	1	7			1	1	3	8	1	1																	1		1	6	19			
<b>TOT BUR</b>	<b>30</b>	<b>31</b>	<b>4</b>	<b>3</b>	<b>6</b>	<b>5</b>	<b>34</b>	<b>37</b>	<b>16</b>	<b>18</b>																	<b>2</b>	<b>6</b>	<b>6</b>	<b>96</b>	<b>102</b>			
OSS					2	2	1	1																							3	3		
BSS	1	2			1		1	3	1																				18	15	22	20		
OMB	2	1			1	1	1	1																							4	3		
PRD	3	2			1	1	4	2	4	1																					12	6		
<b>TOT BUR</b>	<b>6</b>	<b>5</b>			<b>5</b>	<b>4</b>	<b>7</b>	<b>7</b>	<b>5</b>	<b>1</b>																			<b>18</b>	<b>15</b>	<b>41</b>	<b>32</b>		
SOB		1			2	2																									2	3		
ASD	1	1			1	1			2	1			2	2															4	4	10	9		
EOD	6	3			1		2	2	7	4																					16	9		
METRO	4	2			1	1	2	4	1																		2		3	3	13	10		
<b>TOT BUR</b>	<b>11</b>	<b>7</b>			<b>5</b>	<b>4</b>	<b>4</b>	<b>6</b>	<b>10</b>	<b>5</b>			<b>2</b>	<b>2</b>													<b>2</b>	<b>7</b>	<b>7</b>	<b>41</b>	<b>31</b>			

7.4

Note: TO=Table of Organization (Number Authorized)      D=Number Deployed



**CIVILIAN TABLE OF ORGANIZATION AND DEPLOYMENT REPORT  
AS OF JANUARY 7, 2008**

	ADM PER		C/PR. CLK		EX. SEC/S		SR. CLK TYPIST		CLERK STN/TYP		SR. & CSA		AUTO SERIES		PR/SR., PRP.OFC		SCIENCE /TECH		ACCTG SERIES		SR/SYS ANALY		BLDG TRADE		SR. & PSR		MISCEL. CIVIL.		*TOTAL*	
	TO	D	TO	D	TO	D	TO	D	TO	D	TO	D	TO	D	TO	D	TO	D	TO	D	TO	D	TO	D	TO	D	TO	D	TO	D
DB	1	1			2	3	2	1	3	2																			8	7
CCD					1	1	4	3	8	7															1	1			14	12
DSVD	3	3			1	1	5	4	5	6															7	7			21	21
GOSD	1	1			1	1	6	8	2	4																			10	14
JUV	2	1			1	1	1	1	5	3															6	2			15	8
ND	5	3			1	1	7	6	17	12																			30	22
RACR		1					1	2																	1	1			2	4
RHD	3	5			1	1	3	2	3	1															1	1			11	10
<b>TOT BUR</b>	<b>15</b>	<b>15</b>			<b>8</b>	<b>9</b>	<b>29</b>	<b>27</b>	<b>43</b>	<b>35</b>															<b>16</b>	<b>12</b>			<b>111</b>	<b>98</b>

ATSB	1	1			2	3	1	1																					4	5	
FMD	7	11			1	1	1	1		2													2						11	15	
FOD	27	25			1	1	4	6	7	6		1							38	35		1	2	1	2		10	9	92	84	
MTD	6	5			1	2	5	3				260	238							1	1	1	1	1	1			276	252		
PD	3	3			1	1	2	1	1	1	1	1											89	84					97	91	
PD-VAL																													0	0	
SID	9	11			1		5	6	18	17																	8	6	313	287	
SID-VAL																													0	0	
PER ABS							1																						0	1	
PER-M															1										1				0	3	
PER-RW													1																0	1	
PERPOOL					4		1		2																				7	0	
RED	1	2					1	3	3	2	1														1				7	7	
PERG	2	2			1	1		1	2	2																			5	6	
PER	9	22	2	2	2	1	14	14	18	12											1	1							46	52	
<b>TOT BUR</b>	<b>65</b>	<b>82</b>	<b>2</b>	<b>2</b>	<b>14</b>	<b>12</b>	<b>36</b>	<b>36</b>	<b>50</b>	<b>41</b>	<b>1</b>	<b>1</b>	<b>261</b>	<b>239</b>	<b>1</b>	<b>89</b>	<b>85</b>	<b>272</b>	<b>247</b>	<b>39</b>	<b>37</b>	<b>2</b>	<b>2</b>	<b>5</b>	<b>2</b>	<b>3</b>	<b>1</b>	<b>19</b>	<b>16</b>	<b>858</b>	<b>804</b>

IMTB		1							1																				0	2		
PTE	7	6							1	2	2																		1		10	9
TD	22	20	1	1	1		10	9	14	12			1	1											16	10			18	16	96	79
TG	3	2			1	1			1	1																					5	4
<b>TOT BUR</b>	<b>32</b>	<b>29</b>	<b>1</b>	<b>1</b>	<b>2</b>	<b>1</b>	<b>10</b>	<b>12</b>	<b>17</b>	<b>14</b>			<b>1</b>	<b>1</b>											<b>16</b>	<b>10</b>			<b>19</b>	<b>16</b>	<b>111</b>	<b>94</b>

ICSB	4	4			1	1	2	1																					7	6		
COMM	5	4	1	1	1	1	6	7	5	5																	60	52	78	70		
COMMFLR																											524	497	524	497		
ECCCS	10	8			1	1	1	1	1	1									1	1	8	6					2	2	1	1	25	21
ITD	5	8	3	3	1	1	7	6	15	14											51	54							5	5	87	91
<b>TOT BUR</b>	<b>24</b>	<b>24</b>	<b>4</b>	<b>4</b>	<b>4</b>	<b>4</b>	<b>16</b>	<b>15</b>	<b>21</b>	<b>20</b>											<b>1</b>	<b>1</b>	<b>59</b>	<b>60</b>			<b>586</b>	<b>551</b>	<b>6</b>	<b>6</b>	<b>721</b>	<b>685</b>

75

Note: TO=Table of Organization (Number Authorized)      D=Number Deployed

**CIVILIAN TABLE OF ORGANIZATION AND DEPLOYMENT REPORT  
AS OF JANUARY 7, 2008**

	ADM PER		C/PR. CLK		EX. SEC/S		SR. CLK TYPIST		CLERK STN/TYP		SR. & CSA		AUTO SERIES		PR/SR., DET.OFC		PR/SR., PRP.OFC		SCIENCE /TECH		ACCTG SERIES		SR/SYS ANALY		BLDG TRADE		SR. & PSR		MISCEL. CIVIL.		*TOTAL*	
	TO	D	TO	D	TO	D	TO	D	TO	D	TO	D	TO	D	TO	D	TO	D	TO	D	TO	D	TO	D	TO	D	TO	D	TO	D	TO	D
CDB						1	1	1																							1	2
AD	3	3			1	1	1	3													1	1	1	1							7	9
CRID	3	6				1		2																							3	9
RMG	44	38			1	1	7	6	6	5																					58	50
TEAMS		2				1				1														12							0	16
<b>TOT BUR</b>	<b>50</b>	<b>49</b>			<b>2</b>	<b>5</b>	<b>9</b>	<b>12</b>	<b>6</b>	<b>6</b>											<b>1</b>	<b>1</b>	<b>1</b>	<b>13</b>					<b>69</b>	<b>86</b>		

CTCIB					2	2																									2	3
ESD	1	4			1	1		1	4	2																					6	8
MCD	3	2			1	1	4	3	5	4																					13	10
<b>TOT BUR</b>	<b>4</b>	<b>6</b>			<b>4</b>	<b>4</b>	<b>4</b>	<b>4</b>	<b>9</b>	<b>6</b>																	<b>1</b>		<b>21</b>	<b>21</b>		

CB	6	2			2	2	2	2																			1	1			11	7
CENT	3	1	1	1	1	1	5	4	11	10																	15	9	4	4	40	30
HOBK	4	3	1	1	1	1	4	5	10	9																	15	3			35	22
NE	5	1	1	1	1	1	4	4	9	9																	15	6			35	22
NEWT	4	2	1	1	1	1	4	5	11	8																	16	4			37	21
RAMP	4	1	1	1	1	1	5	5	13	10																	16	6			40	24
CTD	1	1			1		2	2	5	2																	3	1			12	6
<b>TOT BUR</b>	<b>27</b>	<b>11</b>	<b>5</b>	<b>5</b>	<b>8</b>	<b>7</b>	<b>26</b>	<b>27</b>	<b>59</b>	<b>48</b>																	<b>81</b>	<b>30</b>	<b>4</b>	<b>4</b>	<b>210</b>	<b>132</b>

SB	2				3	3	1	1	3	3																					12	9
HARB	5	2	1	1	1	1	4	5	9	8																	2	1	13	9	35	27
SE	5	2	1	1	1	1	4	5	13	11																			16	5	40	25
SW	4	2	1	1	1		4	5	11	10																			16	7	37	25
77TH	5	3	1	1	1	1	4	5	14	9																			15	9	40	28
STD	2	2			1		1	1	3	3																			2	2	9	8
<b>TOT BUR</b>	<b>23</b>	<b>11</b>	<b>4</b>	<b>4</b>	<b>8</b>	<b>6</b>	<b>18</b>	<b>22</b>	<b>53</b>	<b>44</b>																	<b>2</b>	<b>1</b>	<b>65</b>	<b>34</b>	<b>173</b>	<b>122</b>

WB	3	2			2	2	1	1	1	2																					8	9
MIDCITY						1																									0	1
MIDWIL	5		1		1		4		10																				15		36	0
PAC-LAX					1	1			1	1																					2	2
HWD	5	3	1	1	1		6	7	12	8																			15	5	40	24
PAC	5	2	1	1	1	1	4	5	11	8																			14	3	36	20
WIL	5	3	1		1		4	5	12	12																			16	5	39	25
WLA	3	2	1	1	1	1	4	5	8	5																			14	4	31	18
WTD	2	1	0		1	1	1	1	3	2																			3	1	10	6
<b>TOT BUR</b>	<b>28</b>	<b>13</b>	<b>5</b>	<b>3</b>	<b>9</b>	<b>7</b>	<b>24</b>	<b>24</b>	<b>58</b>	<b>38</b>																	<b>78</b>	<b>20</b>	<b>202</b>	<b>105</b>		

97

Note: TO=Table of Organization (Number Authorized)

D=Number Deployed

**CIVILIAN TABLE OF ORGANIZATION AND DEPLOYMENT REPORT  
AS OF JANUARY 7, 2008**

	ADM PER		C/PR. CLK		EX. SEC/S		SR. CLK TYPIST		CLERK STN/TYP		SR. & CSA		AUTO SERIES		PR/SR., DET.OFC		PR/SR., PRP.OFC		SCIENCE /TECH		ACCTG SERIES		SR/SYS ANALY		BLDG TRADE		SR. & PSR		MISCEL. CIVIL.		*TOTAL*	
	TO	D	TO	D	TO	D	TO	D	TO	D	TO	D	TO	D	TO	D	TO	D	TO	D	TO	D	TO	D	TO	D	TO	D	TO	D	TO	D
VB	3	1			2	2	2	2		1																					7	6
NW	5	1	1		1	1	4		10																		15				36	2
DEV	5	3	1	1	1	1	5	6	9	8																	14	6			35	25
FTHL	5	4	1	1	1	1	4	4	9	8																	15	5			35	23
NHWD	5	2	1	1	1		4	5	8	7																	16	4			35	19
VNY	5	2	1	1	1	1	4	5	13	10																	17	5			41	24
WVAL	5	3	1	1	1		4	7	10	7																	16	3			37	21
MISN	5	2	1	1	1		4	4	10	7																	15	10			36	24
VTD	2	2			1	1	2	2	6	6																	3				14	11
<b>TOT BUR</b>	<b>40</b>	<b>20</b>	<b>7</b>	<b>6</b>	<b>10</b>	<b>7</b>	<b>33</b>	<b>35</b>	<b>75</b>	<b>54</b>																	<b>111</b>	<b>33</b>			<b>276</b>	<b>155</b>
<b>GRAND TOTAL</b>	<b>395</b>	<b>336</b>	<b>32</b>	<b>28</b>	<b>102</b>	<b>87</b>	<b>270</b>	<b>293</b>	<b>435</b>	<b>343</b>	<b>1</b>	<b>1</b>	<b>264</b>	<b>242</b>	<b>369</b>	<b>341</b>	<b>89</b>	<b>85</b>	<b>286</b>	<b>257</b>	<b>43</b>	<b>41</b>	<b>63</b>	<b>76</b>	<b>23</b>	<b>13</b>	<b>945</b>	<b>685</b>	<b>80</b>	<b>71</b>	<b>3397</b>	<b>2899</b>

7.7

Note: TO=Table of Organization (Number Authorized)      D=Number Deployed

**SWORN PERSONNEL BY RANK, PAY GRADE WITHIN RANK, AND AGE AS OF DECEMBER 31, 2007**

YEAR BIRTH	AGE	ALL RANKS	COP	AC	DC	CMDR	CPT3	CPT2	CPT1	LT 2	LT 1	DET3	DET2	DET1	SGT2	SGT1	PO 3	PO 2	PO 1
1933	74	1														1			
1937	70	1															1		
1934	68	1																1	
1940	67	2								1						1			
1941	66	6					1			1					1	2		1	
1942	65	6										1	1		1	1	2		
1943	64	8									1	1	2	1	1	1	1		
1944	63	15								1	1	2	2		2	4	2	1	
1945	62	7				1							2	1		1	1	1	
1946	61	19							1	1		2	5	1	2	1	3	3	
1947	60	38	1							5	2	2	6	1	1	4	10	6	
1948	59	52					1			7	1	3	5	3	8	6	9	9	
1949	58	68			1		3			4	2	11	11	3	10	8	10	5	
1950	57	60			1	1			2	2		12	11	3	6	7	10	5	
1951	56	89					2			8		15	10	11	8	10	11	14	
1952	55	94				2	1	1	1	5	5	11	16	6	10	14	14	8	
1953	54	138			1		1		1	6	2	17	20	15	10	15	23	27	
1954	53	149			1	2	4	2	1	8	5	20	17	15	12	15	30	17	
1955	52	160		1	1	2	1	1	1	9	4	17	21	12	16	24	33	17	
1956	51	191				4	7	1		13	4	22	16	12	24	25	36	27	
1957	50	196			1	2	4	3	2	14	5	17	16	12	22	26	42	30	
1958	49	225		1		1	2	2	1	17	11	16	36	16	17	21	43	41	
1959	48	251		1	1		2		3	6	8	39	34	19	18	33	54	32	1
1960	47	257			1	1	1	1	3	6	6	23	38	20	27	22	58	50	
1961	46	266					4		1	9	2	22	36	23	28	31	67	43	
1962	45	312				1	1	1	1	7	3	13	31	37	25	48	84	59	1
1963	44	352					1		1	9	3	19	51	34	21	39	95	77	2
1964	43	351					1		1	8	11	16	37	25	31	37	97	86	1
1965	42	373					2			4	8	17	35	37	31	41	104	88	6
1966	41	405					1	1	1	4	3	14	41	40	24	45	114	110	7
1967	40	420								4	5	8	32	49	22	48	129	115	8
1968	39	387							1	1	1	3	22	40	19	33	124	134	9
1969	38	406								2	1	5	28	40	21	23	127	148	11
1970	37	421									1	1	22	49	15	32	145	145	11
1971	36	416									1	4	15	35	11	27	127	175	21
1972	35	438										2	16	38	8	31	128	199	16
1973	34	391											9	37	6	16	118	189	16
1974	33	311											1	15	2	7	77	186	23
1975	32	294											1	11	1	1	64	174	42
1976	31	261												9	1	1	51	166	33
1977	30	265												2			31	197	35
1978	29	235														1	19	165	50
1979	28	247															15	175	57
1980	27	201															4	138	59
1981	26	193																124	69
1982	25	186																101	85
1983	24	147																62	85
1984	23	125																19	106
1985	22	73																7	66
1986	21	30																	30
1987	20	1																	1
<b>TOTAL</b>		<b>9541</b>	<b>1</b>	<b>3</b>	<b>8</b>	<b>17</b>	<b>40</b>	<b>13</b>	<b>22</b>	<b>162</b>	<b>96</b>	<b>355</b>	<b>646</b>	<b>672</b>	<b>462</b>	<b>703</b>	<b>2113</b>	<b>3377</b>	<b>851</b>
<b>AVG. AGE</b>		<b>39.2</b>	<b>60.0</b>	<b>49.7</b>	<b>52.4</b>	<b>52.0</b>	<b>50.6</b>	<b>49.6</b>	<b>49.1</b>	<b>50.0</b>	<b>47.7</b>	<b>48.7</b>	<b>45.7</b>	<b>41.9</b>	<b>45.7</b>	<b>44.5</b>	<b>40.7</b>	<b>35.4</b>	<b>27.5</b>

**SWORN PERSONNEL BY RANK, PAY GRADE WITHIN RANK, AND LENGTH OF SERVICE AS OF DECEMBER 31, 2007**

7.9

YEAR APPT	YRS SERVICE	ALL RANKS	COP	AC	DC	CMDR	CPT3	CPT2	CPT1	LT 2	LT 1	DET3	DET2	DET1	SGT2	SGT1	PO 3	PO 2	PO 1
1957	50	1														1			
1963	44	1													1				
1964	43	1											1						
1967	40	2				1										1			
1968	39	4								2	1				1				
1969	38	4								1		1			1				1
1970	37	13					2			1	1	1			2	1	4		1
1971	36	17					1		1	1	1	4	1			4	2		3
1972	35	23				1				3	1	2	1	2	2	6	1		4
1973	34	56			1	1	1			6	2	8	6	2	6	9	9		5
1974	33	87				1	1		1	8	2	16	13	5	13	3	11		13
1975	32	51			1		1			3	1	9	9	3	4	5	6		9
1976	31	39		1			1		1	3	1	9	7	1	4	4	5		2
1977	30	93			3	2	3		2	6	3	14	12	9	16	12	5		6
1978	29	63				1	2	2		7	3	6	9	3	10	6	7		7
1979	28	62				3	3			7		14	5	3	6	6	12		3
1980	27	142			2	2	4	3	2	12	3	33	13	7	12	21	15		13
1981	26	225		1	1	1	6		4	18	8	38	30	15	25	18	38		22
1982	25	180			2	1		2		4	7	25	32	12	21	20	30		24
1983	24	164				1	4	1	1	12	5	29	20	7	18	22	33		11
1984	23	140					2		1	6	2	17	21	7	17	20	32		15
1985	22	129					2	1	1	10	4	12	21	6	11	17	27		17
1986	21	107					1			6	5	14	15	12	7	7	30		10
1987	20	323					3	2	4	9	15	22	46	36	23	40	79		44
1988	19	441				2	2	1	2	19	9	36	77	24	43	60	101		65
1989	18	427					2	1	3	14	5	30	56	43	36	59	107		71
1990	17	532					1		1	10	12	20	70	63	49	68	150		88
1991	16	94								3	4	3	17	10	11	9	23		14
1992	15	20								1		1	3	5	3	2	4		1
1993	14	264						1		1	1	4	41	29	24	42	81		40
1994	13	473							1	3	3	12	46	67	36	59	149		97
1995	12	701								1	2	4	42	101	42	81	230		198
1996	11	672									5	1	39	101	19	61	234		212
1997	10	541		1			1		1		1	2	16	59	10	38	194		218
1998	9	375											6	36	2	25	137		169
1999	8	274											2	24	2	7	95		144
2000	7	236												14		1	88		133
2001	6	123											1	3		1	41		77
2002	5	413	1											3	1	4	72		332
2003	4	332												4		1	31		296
2004	3	166											1	1			3		161
2005	2	427														1	2		424
2006	1	453														1	2		447
2007	0	650															2	164	484
<b>TOTAL</b>		<b>9541</b>	<b>1</b>	<b>3</b>	<b>10</b>	<b>17</b>	<b>43</b>	<b>14</b>	<b>26</b>	<b>177</b>	<b>106</b>	<b>387</b>	<b>679</b>	<b>717</b>	<b>478</b>	<b>743</b>	<b>2092</b>	<b>3561</b>	<b>487</b>
<b>TOTAL YRS</b>		<b>120404</b>	<b>5</b>	<b>67</b>	<b>286</b>	<b>482</b>	<b>1104</b>	<b>326</b>	<b>599</b>	<b>4285</b>	<b>2279</b>	<b>9149</b>	<b>12926</b>	<b>10575</b>	<b>9434</b>	<b>12947</b>	<b>28957</b>	<b>26980</b>	<b>3</b>
<b>AVG YEARS</b>		<b>12.6</b>	<b>5.0</b>	<b>22.3</b>	<b>28.6</b>	<b>28.4</b>	<b>25.7</b>	<b>23.3</b>	<b>23.0</b>	<b>24.2</b>	<b>21.5</b>	<b>23.6</b>	<b>19.0</b>	<b>14.7</b>	<b>19.7</b>	<b>17.4</b>	<b>13.8</b>	<b>7.6</b>	<b>0.0</b>

**SWORN PERSONNEL BY YEAR OF APPOINTMENT TO PRESENT RANK AND PAY GRADE AS OF DECEMBER 31, 2007**

7.10

YEAR APPT	SERV. RANK	ALL RANKS	COP	AC	DC	CMDR	CPT3	CPT2	CPT1	LT 2	LT 1	DET3	DET2	DET1	SGT2	SGT1	PO 3	PO 2	PO 1
1973	34	5															1	4	
1974	33	1																	1
1975	32	4																	4
1976	31	3															1	2	
1977	30	4															1	3	
1978	29	3																	3
1979	28	8											1						7
1980	27	5								1						1			3
1981	26	5														1	1	3	
1982	25	11															2	9	
1983	24	20															1	19	
1984	23	18															5	13	
1985	22	11															7	4	
1986	21	21											1				6	14	
1987	20	14								1							7	6	
1988	19	55											2	2	2	5	20	24	
1989	18	70								1			4	2	3	5	18	37	
1990	17	131									1	3	4	1	1	2	58	61	
1991	16	124										3	1	3	1	8	15	93	
1992	15	39												1	2	1	10	25	
1993	14	59					2					3	2	2	4	9	25	12	
1994	13	160								3	1	4	22	11	13	18	72	16	
1995	12	261					1			2	2	9	10	14	8	21	98	96	
1996	11	366									2	9	17	18	8	12	144	156	
1997	10	425								3	1	14	28	18	16	27	80	238	
1998	9	525							1	5	2	21	26	17	20	45	124	264	
1999	8	543				1	1			10		41	51	23	28	43	162	183	
2000	7	580				1	1			16	8	33	69	28	18	42	179	185	
2001	6	498					2			13	5	22	43	54	51	34	112	162	
2002	5	408	1	2	1	1	1	2		1	2	10	24	51	38	60	80	134	
2003	4	504					1	1	1	17	1	14	26	46	22	32	134	209	
2004	3	503			1		3	2		3		18	18	1	10	4	15	428	
2005	2	614			1	1	4			25	9	40	63	71	60	62	89	189	
2006	1	1462		1	2	4	6	1	2	25	13	49	116	151	76	125	362	314	215
2007	0	2081			3	9	18	7	18	36	49	62	118	158	80	147	284	456	636
<b>TOTAL</b>		<b>9541</b>	<b>1</b>	<b>3</b>	<b>8</b>	<b>17</b>	<b>40</b>	<b>13</b>	<b>22</b>	<b>162</b>	<b>96</b>	<b>355</b>	<b>646</b>	<b>672</b>	<b>462</b>	<b>703</b>	<b>2113</b>	<b>3377</b>	<b>851</b>
<b>TOTAL YRS IN PRESENT RANK</b>		<b>49039</b>	<b>5</b>	<b>11</b>	<b>12</b>	<b>26</b>	<b>99</b>	<b>21</b>	<b>15</b>	<b>630</b>	<b>235</b>	<b>1709</b>	<b>3047</b>	<b>2463</b>	<b>2091</b>	<b>3338</b>	<b>13514</b>	<b>21608</b>	<b>215</b>
<b>IN PRESENT</b>		<b>5.1</b>	<b>5.0</b>	<b>3.7</b>	<b>1.5</b>	<b>1.5</b>	<b>2.5</b>	<b>1.6</b>	<b>0.7</b>	<b>3.9</b>	<b>2.4</b>	<b>4.8</b>	<b>4.7</b>	<b>3.7</b>	<b>4.5</b>	<b>4.7</b>	<b>6.4</b>	<b>6.4</b>	<b>0.3</b>

**OFFICER TABLE OF ORGANIZATION AND DEPLOYMENT REPORT  
AS OF JANUARY 7, 2008**

	STAFF OFCR		CAPT III		CAPT II		CAPT I		LIEUT II		LIEUT I		DET III		DET II		DET I		SGT II		SGT I		PO III		PO II		PO I		*TOTAL*	
	TO	D	TO	D	TO	D	TO	D	TO	D	TO	D	TO	D	TO	D	TO	D	TO	D	TO	D	TO	D	TO	D	TO	D	TO	D
PC IG														1						1	1							1	1	
<b>TOT OFC</b>	<b>0</b>	<b>0</b>	<b>0</b>	<b>0</b>	<b>0</b>	<b>0</b>	<b>0</b>	<b>0</b>	<b>0</b>	<b>0</b>	<b>0</b>	<b>0</b>	<b>1</b>	<b>0</b>	<b>0</b>	<b>0</b>	<b>0</b>	<b>0</b>	<b>1</b>	<b>1</b>	<b>0</b>	<b>0</b>	<b>1</b>	<b>1</b>	<b>0</b>	<b>0</b>	<b>0</b>	<b>0</b>	<b>3</b>	<b>2</b>
CP CRS	3	2							3	2					1				1	4			4	3					12	11
<b>TOT OFC</b>	<b>3</b>	<b>2</b>	<b>0</b>	<b>0</b>	<b>0</b>	<b>0</b>	<b>0</b>	<b>0</b>	<b>3</b>	<b>4</b>	<b>1</b>	<b>0</b>	<b>0</b>	<b>0</b>	<b>0</b>	<b>0</b>	<b>1</b>	<b>0</b>	<b>4</b>	<b>6</b>	<b>2</b>	<b>2</b>	<b>12</b>	<b>13</b>	<b>7</b>	<b>2</b>	<b>0</b>	<b>0</b>	<b>33</b>	<b>29</b>
COS ERG PIO UOFD GL	2 1	1							1 1	2		1							2	6				8		5			5	0
<b>TOT OFC</b>	<b>4</b>	<b>1</b>	<b>0</b>	<b>0</b>	<b>1</b>	<b>1</b>	<b>0</b>	<b>0</b>	<b>4</b>	<b>4</b>	<b>0</b>	<b>2</b>	<b>0</b>	<b>2</b>	<b>0</b>	<b>0</b>	<b>0</b>	<b>0</b>	<b>2</b>	<b>11</b>	<b>0</b>	<b>2</b>	<b>0</b>	<b>19</b>	<b>0</b>	<b>5</b>	<b>0</b>	<b>0</b>	<b>11</b>	<b>47</b>
OO JD JD-MET JD-77TH JD-VAL		3				1				2		2		2			1	1		9		8		27		61			1	116
<b>TOT BUR</b>	<b>0</b>	<b>3</b>	<b>0</b>	<b>1</b>	<b>0</b>	<b>0</b>	<b>0</b>	<b>1</b>	<b>6</b>	<b>4</b>	<b>0</b>	<b>2</b>	<b>0</b>	<b>2</b>	<b>0</b>	<b>0</b>	<b>1</b>	<b>1</b>	<b>8</b>	<b>15</b>	<b>15</b>	<b>21</b>	<b>0</b>	<b>27</b>	<b>0</b>	<b>61</b>	<b>0</b>	<b>0</b>	<b>30</b>	<b>138</b>
PSB CID FID IAG	1	2		1		2				11				14		37				115			1	12		6			2	200
<b>TOT BUR</b>	<b>2</b>	<b>2</b>	<b>1</b>	<b>2</b>	<b>2</b>	<b>2</b>	<b>0</b>	<b>0</b>	<b>9</b>	<b>16</b>	<b>0</b>	<b>0</b>	<b>7</b>	<b>29</b>	<b>31</b>	<b>80</b>	<b>6</b>	<b>5</b>	<b>72</b>	<b>116</b>	<b>1</b>	<b>1</b>	<b>5</b>	<b>17</b>	<b>1</b>	<b>12</b>	<b>0</b>	<b>0</b>	<b>137</b>	<b>282</b>
OSS BSS OMB PRD		2																		5		1							0	8
<b>TOT BUR</b>	<b>1</b>	<b>2</b>	<b>1</b>	<b>2</b>	<b>0</b>	<b>0</b>	<b>0</b>	<b>0</b>	<b>1</b>	<b>3</b>	<b>0</b>	<b>0</b>	<b>1</b>	<b>2</b>	<b>0</b>	<b>0</b>	<b>0</b>	<b>1</b>	<b>3</b>	<b>17</b>	<b>1</b>	<b>6</b>	<b>1</b>	<b>15</b>	<b>4</b>	<b>13</b>	<b>0</b>	<b>0</b>	<b>13</b>	<b>61</b>

7.11

Note: TO=Table of Organization (Number Authorized)      D=Number Deployed

**OFFICER TABLE OF ORGANIZATION AND DEPLOYMENT REPORT  
AS OF JANUARY 7, 2008**

	STAFF OFCR		CAPT III		CAPT II		CAPT I		LIEUT II		LIEUT I		DET III		DET II		DET I		SGT II		SGT I		PO III		PO II		PO I		*TOTAL*	
	TO	D	TO	D	TO	D	TO	D	TO	D	TO	D	TO	D	TO	D	TO	D	TO	D	TO	D	TO	D	TO	D	TO	D	TO	D
ATSB									1										1	1									1	2
FMD																			2	3				3					2	6
FOD																							1	1		1			2	1
PD																					3					10			0	13
SID			1																					18	9			19	9	
PER ABS																			1									0	1	
PER-M													1		1				2		1		4		10		4	0	23	
PER-RW													2		1						1		4		2			0	10	
RED						1				3					2					7		3		15		16		0	47	
PERG	1	1							1					1					2	2		3		1	1		1	5	9	
PER						3	2						3	3		10		2	6	17	10	4	25	8		14	2	47	62	
CED						1													6		3		17		11			39	0	
HRB	1					1													3				5					10	0	
<b>TOT BUR</b>	<b>2</b>	<b>1</b>	<b>1</b>	<b>0</b>	<b>1</b>	<b>1</b>	<b>0</b>	<b>0</b>	<b>6</b>	<b>6</b>	<b>0</b>	<b>0</b>	<b>3</b>	<b>4</b>	<b>0</b>	<b>15</b>	<b>0</b>	<b>4</b>	<b>20</b>	<b>33</b>	<b>13</b>	<b>15</b>	<b>49</b>	<b>36</b>	<b>30</b>	<b>62</b>	<b>0</b>	<b>6</b>	<b>125</b>	<b>183</b>
IMTB		1							1											4			6					0	2	
PTE																					1			1				0	12	
TD			1	1		1			4	6			1		3		1	16	24		5	129	160		1	30		151	232	
TD-REC																											310		229	311
TG	1	1																	1	1			1					3	2	
<b>TOT BUR</b>	<b>1</b>	<b>2</b>	<b>1</b>	<b>1</b>	<b>0</b>	<b>1</b>	<b>0</b>	<b>0</b>	<b>4</b>	<b>7</b>	<b>0</b>	<b>0</b>	<b>0</b>	<b>1</b>	<b>0</b>	<b>3</b>	<b>0</b>	<b>1</b>	<b>17</b>	<b>29</b>	<b>0</b>	<b>6</b>	<b>130</b>	<b>166</b>	<b>230</b>	<b>32</b>	<b>0</b>	<b>310</b>	<b>383</b>	<b>559</b>
ICSB									1	1										1								1	2	
COMM			1	1					4	5									3	6	3	1	2		45	1		58	14	
ECCCS									1	1									2	3			3	4				6	8	
ITD																					1		1					1	1	
<b>TOT BUR</b>	<b>0</b>	<b>0</b>	<b>1</b>	<b>1</b>	<b>0</b>	<b>0</b>	<b>0</b>	<b>0</b>	<b>6</b>	<b>7</b>	<b>0</b>	<b>0</b>	<b>0</b>	<b>0</b>	<b>0</b>	<b>0</b>	<b>0</b>	<b>0</b>	<b>5</b>	<b>10</b>	<b>3</b>	<b>2</b>	<b>6</b>	<b>4</b>	<b>45</b>	<b>1</b>	<b>0</b>	<b>0</b>	<b>66</b>	<b>25</b>
AD			1	1					2				2		4				10						1			1	20	
CRID				1					1				1						4				2		3			0	12	
RMG		1							4				5		14		6		3				13		5			0	51	
TEAMS									1										1		2		8		9			0	21	
<b>TOT BUR</b>	<b>0</b>	<b>1</b>	<b>1</b>	<b>2</b>	<b>0</b>	<b>0</b>	<b>0</b>	<b>0</b>	<b>0</b>	<b>8</b>	<b>0</b>	<b>0</b>	<b>0</b>	<b>8</b>	<b>0</b>	<b>18</b>	<b>0</b>	<b>6</b>	<b>0</b>	<b>18</b>	<b>0</b>	<b>2</b>	<b>0</b>	<b>23</b>	<b>0</b>	<b>18</b>	<b>0</b>	<b>0</b>	<b>1</b>	<b>104</b>

7.12

Note: TO=Table of Organization (Number Authorized)      D=Number Deployed



**OFFICER TABLE OF ORGANIZATION AND DEPLOYMENT REPORT  
AS OF JANUARY 7, 2008**

	STAFF OFCR		CAPT III		CAPT II		CAPT I		LIEUT II		LIEUT I		DET III		DET II		DET I		SGT II		SGT I		PO III		PO II		PO I		*TOTAL*		
	TO	D	TO	D	TO	D	TO	D	TO	D	TO	D	TO	D	TO	D	TO	D	TO	D	TO	D	TO	D	TO	D	TO	D	TO	D	
CTCIB	2								1				2		5		12		1	2			7		16				43	5	
ESD			1	1					4						6		5		7				72		1				1	97	
MCD				1					6				20		44		46		5				28						0	150	
<b>TOT BUR</b>	<b>0</b>	<b>2</b>	<b>1</b>	<b>2</b>	<b>0</b>	<b>0</b>	<b>0</b>	<b>0</b>	<b>0</b>	<b>11</b>	<b>0</b>	<b>0</b>	<b>2</b>	<b>20</b>	<b>5</b>	<b>50</b>	<b>12</b>	<b>51</b>	<b>1</b>	<b>14</b>	<b>0</b>	<b>1</b>	<b>7</b>	<b>100</b>	<b>16</b>	<b>1</b>	<b>0</b>	<b>0</b>	<b>44</b>	<b>252</b>	
SOB	2								1										1				2						0	6	
ASD			1	1					1	1	2	2							5	5	5	5	1	2	64	64			79	80	
EOD			1	1						4				1	1				3	12	3	4	11	27	9	26			28	75	
METRO			1	1		1			8	8									33	35	1	1	295	243	11				349	289	
<b>TOT BUR</b>	<b>0</b>	<b>2</b>	<b>3</b>	<b>3</b>	<b>0</b>	<b>1</b>	<b>0</b>	<b>0</b>	<b>9</b>	<b>14</b>	<b>2</b>	<b>2</b>	<b>0</b>	<b>0</b>	<b>1</b>	<b>1</b>	<b>0</b>	<b>0</b>	<b>41</b>	<b>53</b>	<b>9</b>	<b>10</b>	<b>307</b>	<b>274</b>	<b>84</b>	<b>90</b>	<b>0</b>	<b>0</b>	<b>456</b>	<b>450</b>	
DB	3								2				4		5				1				2						1	16	
CCD			1	1					6				40		46								6			8			1	149	
DSD					1				7				15		47		39				1		25		30				165	0	
DSVD					1	1			4	5			15	14	34	24	27	29	2	2	2	2	13	14	33	61			131	152	
GOSD					1	1			4	4			9	8	23	20	34	34					10	10	36	38			117	115	
JUV					1	1			3	1	1		15	11	22	14	25	18			1		21	17	28	17			116	80	
ND			1	1	2				9	4	1		37	18	96	46	93	46	4	4			48	38	65	41			355	199	
NVD			1																										1	0	
RACR			1	1						1			3		5		2				2		3		8		17		1	42	
RHD			1	1					7	8			31	41	46	49	10	12					1	1					96	112	
VICE			1																										1	0	
FCD					1				3				25		39		17						8						93	0	
<b>TOT BUR</b>	<b>0</b>	<b>3</b>	<b>6</b>	<b>4</b>	<b>7</b>	<b>3</b>	<b>0</b>	<b>0</b>	<b>37</b>	<b>31</b>	<b>0</b>	<b>2</b>	<b>147</b>	<b>139</b>	<b>307</b>	<b>209</b>	<b>245</b>	<b>183</b>	<b>7</b>	<b>8</b>	<b>4</b>	<b>5</b>	<b>126</b>	<b>96</b>	<b>192</b>	<b>182</b>	<b>0</b>	<b>0</b>	<b>1078</b>	<b>865</b>	
CB	2	2							3	3	1		1	2					1	1	3	3	1	1	2	4	7	53		21	69
CENT			1	1			1	1	1	2	4	4	6	7	12	12	14	16	6	5	31	36	89	86	150	130		29	315	329	
HOBK			1	1			1	1	1	2	4	4	7	8	11	14	14	19	6	7	22	25	62	57	100	100		15	229	253	
NE			1	1			1	1	1	2	4	4	6	7	15	15	19	24	6	4	28	28	56	62	118	113		19	255	280	
NEWT			1	1			1	1	1	2	4	4	8	8	14	15	17	23	6	6	28	30	79	66	116	124		26	275	306	
RAMP			1	1			1	1	1	3	4	4	7	8	17	16	21	27	6	9	36	36	102	95	170	103		24	366	327	
CTD					1	1				2	2	1	1	1	4	4	1	1	4	4	13	13	17	18	104	117			147	161	
<b>TOT BUR</b>	<b>2</b>	<b>2</b>	<b>5</b>	<b>5</b>	<b>1</b>	<b>1</b>	<b>5</b>	<b>5</b>	<b>8</b>	<b>14</b>	<b>23</b>	<b>22</b>	<b>36</b>	<b>41</b>	<b>73</b>	<b>76</b>	<b>87</b>	<b>111</b>	<b>37</b>	<b>38</b>	<b>159</b>	<b>169</b>	<b>407</b>	<b>388</b>	<b>765</b>	<b>740</b>	<b>0</b>	<b>113</b>	<b>1608</b>	<b>1725</b>	

7.13

Note: TO=Table of Organization (Number Authorized)      D=Number Deployed

**OFFICER TABLE OF ORGANIZATION AND DEPLOYMENT REPORT  
AS OF JANUARY 7, 2008**

	STAFF OFCR		CAPT III		CAPT II		CAPT I		LIEUT II		LIEUT I		DET III		DET II		DET I		SGT II		SGT I		PO III		PO II		PO I		*TOTAL*		
	TO	D	TO	D	TO	D	TO	D	TO	D	TO	D	TO	D	TO	D	TO	D	TO	D	TO	D	TO	D	TO	D	TO	D	TO	D	TO
<b>SB</b>	2	3							3	4		1	2	7	13	17	4	4	1	2	8	15	5	13			29	79			
<b>HARB</b>			1	1			1	2	1	2	4	3	6	6	13	16	15	18	6	6	28	26	67	61	131	86		26	273	253	
<b>SE</b>			1	1			1	1	1	2	4	4	7	6	18	14	21	22	6	7	33	37	79	75	182	146	26	353	341		
<b>SW</b>			1	1			1	1	1	2	4	4	7	7	17	12	21	23	6	7	36	37	78	75	165	142	40	337	351		
<b>77TH</b>			1	1			1	1	1	2	4	4	7	7	18	13	22	24	6	6	34	45	87	70	180	186	29	361	388		
<b>STD</b>					1		1				2	2	1	1	3	2	1	1	4	4	11	12	14	11	88	96		125	130		
<b>TOT BUR</b>	2	3	4	4	1	0	4	6	7	12	18	18	30	34	71	70	82	105	32	34	143	159	333	307	751	669	0	121	1478	1542	
<b>WB</b>	2	2							3	3			2	4	1	4		4	2	2	1	2	3	6	6	13		20	40		
<b>OLYMPIC</b>			1	1			1		1	1	4		6		2		2		6	1	2		23		23			71	3		
<b>PAC-LAX</b>					1		1	1	1	1					2	2	1	1	1	1	7	8	14	7	24	44		49	64		
<b>HWD</b>			1	1			1	1	2	1	4	5	6	6	15	15	17	21	7	6	33	30	90	83	145	127	36	321	332		
<b>PAC</b>			1	1			1	1	1	1	4	5	6	7	14	10	16	17	6	5	34	26	66	56	152	86	30	301	245		
<b>WIL</b>			1	1			1	1	1	1	4	4	7	8	18	17	22	24	6	4	39	30	97	81	186	101	46	382	318		
<b>WLA</b>			1	1			1	1	1	1	4	4	6	5	9	8	12	15	6	5	26	23	56	48	131	90	31	253	232		
<b>WTD</b>					1	1					2	4	1	1	3	3	1	1	4	4	16	16	17	17	134	141		179	188		
<b>TOT BUR</b>	2	2	5	5	1	2	5	4	10	9	22	22	34	31	62	57	72	84	38	28	158	135	366	298	801	602	0	143	1576	1422	
<b>VB</b>	2	2	1						3	3			2	2	1	1			3	3	3	2	6	7	17	51		38	71		
<b>TOPANGA</b>			1						4										2									7	0		
<b>NW</b>			1	1			1		1	1	4		6		2		2		6	1	2		23		23			71	3		
<b>DEV</b>			1	1			1	1	1	2	4	4	6	7	16	11	19	16	6	6	31	23	73	47	149	73	26	307	217		
<b>FTHL</b>			1	1			1	1	1	2	4	4	7	8	13	13	18	18	6	5	26	23	72	47	139	77	31	288	230		
<b>NHWD</b>			1	1			1	1	1	1	4	4	6	7	15	11	17	22	6	6	26	26	72	60	119	107	26	268	272		
<b>VNY</b>			1	1			1	1	1	2	4	4	7	7	16	13	20	24	6	6	35	32	82	70	159	123	37	332	320		
<b>WVAL</b>			1	1			1	1	1	2	4	4	6	7	16	14	19	27	6	5	31	32	77	73	122	117	36	284	319		
<b>MISN</b>			1	1			1	1		1		5		7	1	12	2	20		6		24		53		133		33	6	296	
<b>VTD</b>					1	1					2	2	1	1	5	3	2	2	4	4	19	17	19	17	139	153		192	200		
<b>TOT BUR</b>	2	2	9	7	2	1	7	6	13	14	26	27	41	46	85	78	99	129	45	42	173	179	424	374	867	834	0	189	1793	1928	
<b>GRAND TOTAL</b>	21	30	39	39	16	13	21	22	123	164	92	97	302	359	635	657	605	681	333	473	681	715	2174	2158	3793	3324	0	882	8835	9614	

7.14

Note: TO=Table of Organization (Number Authorized)      D=Number Deployed

**SWORN PERSONNEL INCREASE/DECREASE (2007)**

TOOK EXAM	PASSED EXAM	INTERVIEWED	MEDICAL	BACKGROUND
8185	6467	2917	1671	4674

**SEPARATIONS FROM LAPD (2007)**

RANK	TOTAL	RESIGNED		TERMINATED			RETIRED		DECEASED
		REG	RECRUIT	REG	RECRUIT	PROBATION	SERVICE	DISABILITY	
CHIEF	0	0	0	0	0	0	0	0	0
AC	1	0	0	0	0	0	1	0	0
DEP CHF	2	0	0	0	0	0	2	0	0
CMDR	6	0	0	0	0	0	5	0	1
CAPT III	8	0	0	0	0	0	8	0	0
CAPT II	0	0	0	0	0	0	0	0	0
CAPT I	0	0	0	0	0	0	0	0	0
LT II	22	0	0	0	0	0	22	0	0
LT I	8	0	0	0	0	0	8	0	0
DET III	55	0	0	0	0	0	54	0	1
DET II	54	0	0	0	0	0	53	1	0
DET I	20	2	0	0	0	0	15	2	1
SGT II	13	0	0	0	0	0	13	0	0
SGT I	44	3	0	1	0	0	36	3	1
PO III	86	11	0	3	0	0	66	4	2
PO II	102	46	0	3	4	1	32	11	5
PO I	123	51	54	0	7	10	0	0	1
PO SPE	2	2	0	0	0	0	0	0	0
<b>TOTAL</b>	<b>546</b>	<b>115</b>	<b>54</b>	<b>7</b>	<b>11</b>	<b>11</b>	<b>315</b>	<b>21</b>	<b>12</b>

7.15

**COMPENSATION AND OVERTIME DATA  
CALENDAR YEAR 2007**

	TOTAL	
	SWORN	CIVILIAN
<b>SICK</b> <i>Includes sick hours used at 100%, 75% and 50% rates, family illness, preventive medicine, absences without pay arising from any use of sick time for which there was not adequate accumulated balance and the use of catastrophic leave.</i>	725,951	316,036
<b>INJURED ON DUTY (IOD)</b> <i>Includes all IOD (traumatic and non-traumatic) hours and Workers' Compensation hours.</i>	526,849	103,613
<b>VACATION</b> <i>Includes vacation hours taken off, and absences without pay arising from the lack of sufficient accumulated balances to cover time taken off. Does not include vacation hours paid while on Military Leave or IOD.</i>	1,438,207	448,672
<b>MILITARY LEAVE</b> <i>Includes hours of Military Leave with and without pay.</i>	53,773	9,149
<b>OVERTIME WORKED</b> Time and One-Half Rate Straight Time Rate <i>Includes all overtime hours worked at the straight time or time and one-half rate irrespective of whether the time was paid, or compensated with accumulated time.</i>	1,972,284 1,751,721 220,563	197,362 192,917 4,445
<b>OVERTIME HOURS PAID</b> Time and One-Half Rate (PA) Straight Time Rate (PB) % of Overtime Paid <i>Includes all overtime hours worked and paid at the time and one-half or straight time rate.</i>	1,679,950 1,494,830 185,120 85.18%	137,156 133,523 3,633 69.49%
<b>OVERTIME HOURS TAKEN OFF</b> Time and One-Half Rate Straight Time Rate <i>Includes hours taken off reducing overtime balances accumulated at the straight time or time and one-half rates from either New or Old Banks (sworn only). Also includes absences without pay arising from intents to use accumulated overtime for which there were insufficient balances.</i>	380,690 349,760 30,930	78,786 78,175 611
<b>DISCIPLINARY ACTIONS</b> <i>Includes suspensions, relieved from duty with pay and temporary relieved from duty.</i>	46,503	2,470
<b>MISCELLANEOUS (HOURS USED)</b> Absence Without Pay (AW) Leave Without Pay (8L, LW, PL) Bereavement Leave (BL) Floating Holiday (Including hours in excess of benefits) Holiday (HO) Jury Duty (JD)	857,481 450 35,193 20,171 - 801,663 4	436,228 1,316 84,388 8,139 29,344 302,470 10,571
<b>AVERAGE DEPLOYMENT</b>	9,523	3,286

**NOTE: Fiscal Operations Division should be contacted concerning use of this data to ensure proper interpretation and application.**

TRAINING ACTIVITIES FOR 2007

NEW OFCR TRAINING

	TOTAL	SWORN	OTHER AGENCY	TOTAL STUD. DAYS	PROG RUNS	TOTAL DAYS INST.
	-----	-----	-----	-----	-----	-----
RECRUIT TRAINING	1078	1078	0	132629	13	254

SCHOOLS		OUT- SIDE	TOTAL	TOTAL	TOTAL			
-----	SWORN	CIVIL	AGCY.	RESER	ATTD.	STUD. DAYS	PROG. RUNS	DAYS INST.
	-----	-----	-----	-----	-----	-----	-----	-----

IN-SERVICE

.40 PISTOL TRANSITION	0	0	9	0	9	9	1	1
#00-04 VIC CONTACTS SKL	6	0	0	0	6	2	4	1
#00-06 COPS AND SCHLS	1	0	2	0	3	1	3	1
#00-07 CHLD ABUSE ISS	3	0	0	0	3	1	3	1
#00-09 HATE CRM PRO APP	40	270	0	0	310	78	96	24
#02-09/04-08B INTL PROC	22	0	0	0	22	6	10	3
#03-06/03-09B AUTO THFT	11	1	0	0	12	3	3	1
#03-08B INTERR LAW 2003	2	1	0	0	3	1	3	1
#04-06 TRAFFIC STOPS	6	8	0	1	15	4	11	3
#93-02 PST/CPOA 93 UPDT	0	0	1	0	1	0	1	0
#99-05 SEX ASS RES PRT1	1	0	0	0	1	0	1	0
#99-06A SX ASS RES PRT2	1	0	0	0	1	0	1	0
ABATEMENT	1	0	1	0	2	6	2	6
ACCIDENT INVST SCHOOL	3	0	0	0	3	6	3	6
ACHIEVING TRAINING EXCE	4	17	0	0	21	5	12	3
ACK OF ASSMLTN TRNG RCP	289	0	0	1	290	41	162	23
ADMIN INTERNAL DISC	183	39	25	0	247	247	2	2
ADMIN INVEST (CEDP 7.5)	2291	43	0	0	2334	1,167	48	24
ADMIN INVEST TRN TRNR	44	0	0	0	44	22	1	1
ADULT PRE-INSP BRIEF	4	5	0	0	9	3	1	0
ADV FIREARMS TRNG	98	0	0	0	98	237	3	7
ADVANCED OFFICER	3	0	0	0	3	11	2	7
AIRBORNE OPS GRND OFCRS	1083	0	35	0	1118	711	22	14
ANIMAL SHTG/NON-TACT	42	0	0	0	42	11	3	1
APP LDRSHP FOR EMPLY RE	17	7	0	0	24	72	1	3
ARR & CNTL INSTR PART 2	124	1	357	0	482	2,410	16	80
ARR & CNTL INSTR UPDATE	130	0	255	0	385	1,155	16	48
ARR & CNTL TECH UPDATE	8541	849	1	156	9547	19,072	440	879
ARR&CNTL INSTR PART 1	143	64	384	0	591	2,837	20	96
ARREST AND CONTROL	18	0	0	0	18	7	9	3
ARREST COURSE - 832 PC	0	159	7	0	166	906	12	66
ARREST/FIREARMS(PC 832)	3	65	5	33	106	793	11	82
ARRST & CONTRL-SEARCHNG	5880	3	3	70	5956	2,978	204	102
ATV RIDER - LAW ENFORCE	2	0	0	0	2	2	1	1
AUDITOR COURSE - BASIC	224	102	99	1	426	1,704	14	56
AUTO CRITICAL ASSET MNG	13	0	0	1	14	42	3	9
AUTO THEFT INVEST	19	0	0	0	19	42	6	13
BASIC COURSE	14	0	0	0	14	779	3	167
BASIC COURSE FIREARMS	11	0	0	0	11	3	11	3
BASIC COURSE INTENSE	2792	21	145	0	2958	367,033	72	8,934

SCHOOLS -----	OUT- SIDE				TOTAL	TOTAL	PROG.	TOTAL
	SWORN	CIVIL	AGCY.	RESER	ATTD.	STUD.	RUNS	DAYS
	-----	-----	-----	-----	-----	-----	-----	-----
IN-SERVICE								
BASIC DRUG RECOGNITION	10	38	0	0	48	38	10	8
BASIC FIREARMS HANDGUN	2	0	0	0	2	0	2	0
BASIC FIREARMS SHOTGUN	7	0	0	0	7	2	7	2
BASIC NARCOTICS INVEST	36	0	0	0	36	55	15	23
BATON FOR CROWD CONT	20	0	0	0	20	20	1	1
BENELLI SHOTGUN UPDATE	172	0	0	0	172	124	9	7
BENELLI SHTGN INST TRNG	47	0	0	0	47	71	4	6
BENELLI SHTGUN OPR CRSE	119	0	0	0	119	221	6	11
BEWARE OF STRANGERS	165	0	3	0	168	84	6	3
BICYCLE MAINTENANCE	60	0	0	0	60	60	7	7
BICYCLE PATROL	818	0	72	9	899	4,407	51	250
BICYCLE SAFETY COURSE	19	0	0	0	19	19	2	2
CAL/GANG SYSTEM TRNG	2185	110	142	8	2445	3,596	189	278
CANINE HANDLER COURSE	12	0	0	0	12	39	5	16
CASE LAW	7	0	0	1	8	2	4	1
CCHRS	170	14	0	0	184	92	19	10
CHEMICAL AGENTS	8	2	0	0	10	36	6	22
CITIZEN COMPL INTAKE	0	5	0	0	5	5	1	1
CIV GUNFIRE RESP TM INS	68	0	0	0	68	68	2	2
CIV GUNFIRE RESP TM P 1	947	0	0	0	947	908	12	12
CIV GUNFIRE RESP TM P 2	2537	0	0	2	2539	2,494	28	28
CJIS/NCIC MANDATED TRNG	1	940	0	0	941	289	44	14
CLETS DMV TRAINING	0	1	0	0	1	4	1	4
COCAINE PIPE RESID SCRNM	30	0	0	0	30	5	3	1
COLD CASE HOMICIDE	11	0	0	0	11	3	2	1
COMM: KEEPING YOUR EDGE	10518	7	7	212	10744	2,671	370	92
COMMUNITY ORIENTED POL	98	4	0	0	102	24	28	7
COMMUNITY RELATNS TRNG	1	0	0	8	9	2	1	0
COMP AIDED TRFC SC DGRM	3	0	0	0	3	29	2	19
COMPL MNGMNT SYS (CMS)	1129	136	0	0	1265	319	113	29
CONSNT DEC UPDATE TRNG	85	10	0	0	95	95	1	1
COURTROOM DEMEANOR	2	0	0	0	2	4	1	2
COURTROOM PRESENTATION	0	4	0	0	4	12	2	6
CPR	28	4	0	14	46	30	5	2
CPR RECERTIFICATION	120	5	0	34	159	72	5	2
CRIME STRATEGY SEMINAR	254	4	1	0	259	324	4	5
CRISIS RESPONSE TEAM	19	10	0	0	29	58	1	2
CRITICAL INCIDENT MGMT	76	9	0	14	99	25	26	7
CROWD MANAGEMENT UPDATE	13	0	0	0	13	3	4	1
CROWD MGMT/CONT FOR PAT	28	0	2	0	30	30	1	1
CROWD MNGMNT/CONT-PAT	7291	4	0	2	7297	9,121	39	49
CRT LETAC INT CRS 240HR	7	0	0	0	7	210	1	30
CTO DEVL:TOOLS FOR TRNR	1	1	0	0	2	1	2	1
CULT. DIV. TOOLS	4142	1523	28	35	5728	5,728	277	277
CULTURAL COMPETENCY	9	0	0	0	9	2	2	1
CUST SVC TRAIN TRNR	1	10	0	0	11	10	8	7
CUSTODIAL/COURTROOM SEC	133	36	2	0	171	43	50	13
D.A.R.E. COURSE	7	1	517	0	525	4,680	29	259
D.A.R.E. HIGH SCHOOL	4	0	18	0	22	88	2	8
D.A.R.E. JR. HIGH/MID	6	0	101	0	107	334	8	25
D.A.R.E. MENTOR	0	0	1	0	1	5	1	5

SCHOOLS -----	SWORN	CIVIL	OUT- SIDE AGCY.	RESER	TOTAL ATTD.	TOTAL STUD. DAYS	PROG. RUNS	TOTAL DAYS INST.
-----	-----	-----	-----	-----	-----	-----	-----	-----
IN-SERVICE								
D.A.R.E. PARENT PROGRAM	17	0	18	0	35	140	5	20
D.R.E. CLASSROOM COURSE	199	0	75	1	275	1,925	15	105
D.R.E. INSTRUCTOR SCH	27	0	18	1	46	230	9	45
D.R.E. UPDATE	302	0	64	7	373	373	17	17
DABIS TRAINING	355	89	0	0	444	222	32	16
DARE IN-SERVICE TRN	13	2	0	0	15	38	1	3
DARE IN-SVE WORKSHOP	37	5	540	0	582	1,455	2	5
DEBRIEFING AN OIS	38	0	0	0	38	25	4	3
DECENT AUTO BKG INFO SY	9	18	5	0	32	16	2	1
DEF TACT UPDATE (PSP)	386	0	3	1	390	195	34	17
DEFENSIVE PISTOL INSTR	3	0	0	0	3	15	3	15
DEPT EMPL COM SYS(DECS)	0	16	0	0	16	8	2	1
DET CASE TRACKING SYS	321	81	0	1	403	371	25	23
DETECTIVE COURSE-BASIC	1081	10	59	3	1153	11,370	36	355
DETECTIVE SEMINAR	25	0	0	0	25	75	3	9
DETENT OFCR CORE COURSE	0	220	0	0	220	4,653	15	317
DIR TNG - COMPLAINT	2	0	1	0	3	4	3	4
DIR TRG-SP ORD21 072998	453	1	0	1	455	154	269	91
DIR TRNG - COMPLAINT	13	0	0	1	14	2	12	2
DIR TRNG - FIREARMS	1	0	0	0	1	2	1	2
DIR TRNG - OTHER	12	0	0	0	12	1	10	1
DIR TRNG SO #21 7/29/98	230	5	0	0	235	48	147	30
DIR TRNG VEH PURSUIT	24	0	0	0	24	7	14	4
DIRECTED TRAINING - OTH	1	0	0	0	1	0	1	0
DIRECTED TRNG FIREARMS	4	0	1	0	5	4	5	4
DISC & INCID MNGMNT	105	0	0	0	105	53	1	1
DISPATCHER - CUST SVC	0	154	0	0	154	154	7	7
DISPATCHER - DOM VIOL	0	31	0	0	31	31	1	1
DISPATCHER - MNLT ILL	0	284	0	0	284	236	11	9
DISPATCHER, COMP AIDED	0	451	0	0	451	1,281	25	71
DISPTCH-TERRORISM AWRNS	0	477	6	0	483	483	6	6
DIV DIRCTD TRNG - OTHER	650	9	2	0	661	159	494	119
DIV DIRCTD TRNG-COMPLNT	136	7	0	1	144	39	125	34
DIV DIRCTD TRNG-FIREARM	306	2	0	1	309	184	184	109
DIV DIRCTD TRNG-TACTICS	3660	15	0	10	3685	589	2336	373
DIV DIRCTD TRNG-USE FRC	1699	35	0	3	1737	284	1147	187
DIV DIRCTD TRNG-VEH PUR	1089	0	0	1	1090	177	632	103
DIV/AREA DIR TRNG EVOC	1	0	0	0	1	1	1	1
DIVE RESCUE I	1	0	0	0	1	5	1	5
DNA TRAINING	64	356	0	0	420	214	24	12
DOJ/NCIC CERT TRAINING	1	0	0	0	1	2	1	2
DOM VIOL CRT ORDRS-UPD	2	0	0	0	2	1	2	1
DOM VIOL PAMPHLET REC	2	0	0	0	2	0	2	0
DOMESTIC VIOLENCE	66	2	0	0	68	177	28	73
DOMESTIC VIOLENCE UPDAT	29	72	0	2	103	26	43	11
DOMESTIC VIOLNCE -VOL.1	1	0	7	0	8	5	8	5
DOMESTIC VIOLNCE -VOL.2	48	0	0	0	48	33	19	13
DPS - LOCAL ADMIN	91	100	0	0	191	96	28	14
DRIVER AWARENESS UPDATE	103	0	6	0	109	327	7	21
DRIVER TRAINING SCH	2	0	0	1	3	5	3	5
DRIVER TRAINING UPDATE	19	0	0	0	19	17	6	6

SCHOOLS -----	SWORN	CIVIL	OUT- SIDE AGCY.	RESER	TOTAL ATTD.	TOTAL STUD. DAYS	PROG. RUNS	TOTAL DAYS INST.
-----	-----	-----	-----	-----	-----	-----	-----	-----
IN-SERVICE								
DRIVING UNDER INFLUENCE	779	9	185	0	973	4,685	42	202
DRUG ALCHOHOL RECOG	2	0	0	0	2	8	1	4
DRUG INFL & USER IDENTF	39	0	0	0	39	46	15	18
DRUG RECOG EXPERT SCHL	1	0	0	0	1	12	1	12
DRUG SYMPTOMOLGY MATRIX	1	0	0	0	1	1	1	1
DRVG (PSP)-DRVR AWARDSS	7680	3	4	43	7730	3,865	182	91
DRVNG/FRCE OPT SIM COMB	2	0	0	0	2	2	2	2
DRVR TRN UPDT (EVOC)	154	0	14	20	188	369	40	79
DRVR TRNG EVOC PIT MANU	1017	4	1	1	1023	183	63	11
DRVR TRNG-EVC PIT CEDP9	2759	19	3	1	2782	1,372	216	107
EFF STRG MEANINGFUL COM	19	285	0	0	304	76	22	6
EFF STRG RDUC/COPNG STR	19	281	0	0	300	75	21	5
EFFECTIVE EMPLOYEE EVAL	1	94	0	0	95	24	4	1
ELDER/DEP ADULT ABUSE	40	0	0	1	41	10	11	3
ELECT SUBPOENA SYS TRNG	329	124	0	0	453	184	12	5
EMERGENCY MEDICAL TECHN	172	0	0	0	172	180	21	22
EMPL REP TRAINING DAY	25	0	0	0	25	16	1	1
END OF PURSUIT TACTICS	6994	0	0	0	6994	874	367	46
ENHANCED EXERCISE DSGN	3	0	0	0	3	12	2	8
ETHL DEC MKNG LAW ENFRC	2	14	0	0	16	4	10	3
F T O SCHOOL	1	0	0	0	1	5	1	5
F T O UPD-MOD 3	574	1	0	0	575	575	46	46
FEAR/ANGR:MSTR HDN ENMY	55	66	0	1	122	31	45	11
FIELD OFFICER UPDATE	9101	21	0	170	9292	9,292	62	62
FIELD TRAINING OFFICER	1	0	0	0	1	5	1	5
FIREARM-SEMI-AUTO PISTOL	3929	1	58	48	4036	8,052	200	399
FIREARMS - GLOCK TRANS	48	0	0	0	48	112	6	14
FIREARMS GLOCK TRN TRNR	151	0	0	0	151	143	10	10
FIREARMS INST (HITS)	84	0	2	4	90	450	12	60
FIREARMS INVESTIGATION	3	0	0	0	3	3	2	2
FIREARMS SHOTGUN TRANS	1349	1	9	39	1398	1,384	102	101
FIREARMS TACT SHTGN	360	0	0	1	361	241	12	8
FIREARMS-TACTICAL RIFLE	6559	0	3	10	6572	9,552	360	523
FIREARMS/SEMI-AUTO	31	0	0	1	32	32	4	4
FIREARMS/SHOTGUN INST	55	0	0	0	55	275	8	40
FIREARMS/TACTICAL CEDP2	3056	0	2	173	3231	3,141	54	53
FIRST AID RECERT	0	0	0	7	7	4	1	1
FITH ASLET INTL TRNG	72	5	0	1	78	10	4	1
FLD DATA CPTR TRN TRNR	38	5	0	0	43	22	2	1
FLD DATA CPTR TRNG	6723	42	0	187	6952	1,795	137	35
FLD OFCR UPDT TRN TRNR	89	0	0	0	89	119	3	4
FLD TRNG OFFICER (FTO)	1518	2	34	0	1554	7,770	61	305
FOOT PURSUITS (PSP)	3500	1	2	28	3531	1,573	119	53
FORCE INVESTIGATION DIV	151	18	0	0	169	40	8	2
FORCE OPT SIM INST QUAL	194	0	0	1	195	24	10	1
FORCE OPTION SIMULATOR	6200	4	18	219	6441	3,221	222	111
FORCE OPTION-SIM INSTRU	339	0	0	1	340	680	19	38
FRARM TCTCL HNDGN CEDP8	5014	31	1	3	5049	2,573	156	80
FRARM-OFCR SRVIVL SHTNG	4457	42	2	17	4518	1,130	110	28
FREARMS-LONG RIFLE INST	70	0	7	0	77	385	7	35
FRST RESP OPS RECERT	788	0	0	0	788	788	45	45



SCHOOLS -----	SWORN	CIVIL	OUT- SIDE AGCY.	RESER	TOTAL ATTD.	TOTAL STUD. DAYS	PROG. RUNS	TOTAL DAYS INST.
-----	-----	-----	-----	-----	-----	-----	-----	-----
IN-SERVICE								
FTO LAW UPDT (TRN/TRNR)	39	1	0	0	40	10	1	0
FTO UPD-EVAL/DOC&4COMPO	1367	0	0	0	1367	344	152	38
FTO UPD-LGAL ISSUE/LIAB	1144	0	0	0	1144	286	117	29
FTO UPD-REMED/TEST/SENA	1219	0	0	0	1219	304	128	32
FTO UPD-RE VW OF RBC&FTO	1145	3	1	0	1149	290	101	26
FTO UPDATE	36	0	0	0	36	13	7	3
FTO UPDATE - MODULE 1	354	0	4	0	358	358	24	24
FTO UPDATE - MODULE 2	7	0	0	0	7	7	2	2
FTO UPDATE-MOD 2	730	1	0	0	731	551	65	49
FTO UPDATE-TEACHNG/TRNG	1076	2	0	0	1078	270	110	28
GANG AWARENESS SCHOOL	4	7	0	19	30	16	6	3
GANG AWARENESS UPDATE	521	2	0	1	524	524	2	2
GANG AWARENESS, BASIC	162	2	0	0	164	492	5	15
GANG CLASS	1	0	0	0	1	1	1	1
GANG SEMINAR	663	3	9	0	675	1,658	20	49
GAY/LESBIAN ISSUES	3	0	0	0	3	1	1	0
GRIEF COUNSELING	1	0	0	0	1	1	1	1
HAND/SHOTGUN FOR PAT	1	0	0	0	1	4	1	4
HAZING - ZERO TOLERANCE	53	9	0	0	62	4	2	0
HEALTH & SAFETY	27	280	0	0	307	307	17	17
HEARTSAVER CPR/AED	33	291	0	0	324	162	23	12
HEAVY RAIL SAFETY TRNG	81	350	5	0	436	218	39	20
HELICOPTER OBSERVER CRS	1	0	0	0	1	2	1	2
HOMICIDE INV SEMINAR	27	0	0	0	27	77	5	14
HZRD MATERIALS-1ST RESP	3	0	0	0	3	5	2	3
ICS 100	11	0	0	0	11	10	6	5
ICS 200	6	0	0	0	6	6	2	2
ICS 300 COURSE	281	2	0	0	283	566	37	74
ICS 400 COURSE	110	1	0	0	111	222	10	20
INST DEVELOPMENT CRS	10	1	0	0	11	32	10	29
INST TRNG CPR/FIRST AID	1	0	0	0	1	2	1	2
INSTRUCTOR DEVELOPMENT	729	154	112	16	1011	7,933	62	487
INSTRUCTOR TRNG PROG	0	2	0	0	2	6	1	3
INSTRUCTOR UPDATE	36	6	0	0	42	118	11	31
INT AFRS INVESTIGATIONS	540	150	176	0	866	2,733	45	142
INTER SEX OFFENDERS	464	1	322	0	787	320	16	7
INTERNAL DICIPLINE	3	0	0	0	3	6	3	6
INTERPERSONAL SKILLS	3	0	0	0	3	2	2	1
INTOXIMETOR EC/IR	22	0	0	0	22	6	3	1
INV OF COMPUTER CRIME	8	0	0	0	8	40	7	35
INVESTIGATIVE ACTION	17	6	0	0	23	3	1	0
INVESTIGATIVE UPDATE	2	0	0	0	2	1	1	1
JAIL OPERATIONS SCHOOL	2	1	0	0	3	3	1	1
JAIL OPERATIONS UPDATE	17	227	0	0	244	244	11	11
K-9 OPERATIONS	9	0	0	1	10	3	8	2
LANGUAGE IDENTIFICATION	198	3	0	0	201	25	8	1
LATERAL TRAINING	1	0	0	0	1	40	1	40
LAW ENF & PRIVATE SEC	12	0	0	0	12	12	2	2
LAW ENFORCEMENT RESPONS	121	6	0	1	128	32	25	6
LAW ENFR MNTL HLTH CONF	2	0	0	0	2	2	1	1
LEADERSHIP DEV UPDATE	145	20	0	0	165	165	4	4

SCHOOLS -----	SWORN	CIVIL	OUT- SIDE AGCY.	RESER	TOTAL ATTD.	TOTAL STUD. DAYS	PROG. RUNS	TOTAL DAYS INST.
-----	-----	-----	-----	-----	-----	-----	-----	-----
IN-SERVICE								
LEGAL ASPECTS OF TERROR	284	70	1	16	371	93	65	16
LEVEL III PART 2 RESERV	1	0	0	40	41	618	7	106
LIVESCAN S. SERIES	0	43	0	0	43	22	5	3
LIVESCAN S3800	47	338	0	0	385	193	43	22
M-26 TASER	10	3	0	1	14	9	8	5
MANAGING WRKPLC CONFLIC	8249	2734	0	143	11126	11,126	77	77
MARKSMANSHIP-SNIPER ADV	14	0	0	0	14	70	1	5
MEDIA RELATIONS	14	2	0	0	16	20	2	3
MENTAL HEALTH INTRO/MEU	120	15	18	1	154	462	7	21
MENTAL ILLNESS UPDT 251	7685	19	37	183	7924	3,556	117	53
METRO DIV TRNG DAY	48	0	0	0	48	31	9	6
MGMT UPDATE SEMINAR	7	0	0	0	7	11	4	6
MISSING PERSONS INVEST	182	4	0	14	200	41	27	6
MOBILE DATA TERMINAL	590	6	6	0	602	1,035	65	112
MOBILE FIELD FORCE TRNG	4941	0	116	4	5061	3,040	72	43
MOD # 01-05 STALKING	6	0	1	0	7	2	7	2
MOD #02-11 DISPATCH REC	0	219	0	0	219	55	48	12
MOD#00-11 COURTRM TEST	1	0	0	0	1	0	1	0
MONIQUES TEST	0	0	1	0	1	0	1	0
MOTOR SCHOOL	5	0	0	0	5	5	1	1
MOTORCYCLE OFCR UPDATE	1605	0	190	7	1802	1,802	104	104
MOTORCYCLE TRAINING	133	0	128	9	270	2,713	21	211
MOUNTED PAT OFCRS TRNG	35	0	0	0	35	35	2	2
MOUNTED PATROL BASIC	36	0	0	2	38	892	9	211
MOUNTED UNIT BSC EQUINE	364	0	0	0	364	373	21	22
MTRO DIV TRNG DY- K-9	588	0	0	0	588	588	37	37
MTRO DIV TRNG DY-B PLAT	1204	0	0	0	1204	1,126	52	49
MTRO DIV TRNG DY-C PLAT	1569	0	0	0	1569	1,467	48	45
MTRO DIV TRNG DY-D PLAT	3322	0	0	0	3322	2,777	170	142
MTRO DIV TRNG DY-E PLAT	2347	0	0	0	2347	2,366	121	122
NAR-TACTICS IN SRCH WAR	264	0	1	2	267	267	12	12
NARC INVESTIGATION UPDT	82	0	0	0	82	41	5	3
NETWORK COMM UPDATE	490	341	200	49	1080	1,687	89	139
NEW EMPLOYEE ORIENTATIO	28	4	0	0	32	22	2	1
NEW FLD TRNG PROG ORI	116	2	0	0	118	41	4	1
NEW MEDIA RELATIONS	90	11	0	0	101	25	37	9
NEW OMBUDSMAN TRAINING	2	0	0	0	2	4	1	2
NIMS IS-100	9139	32	1	50	9222	2,084	219	50
NIMS IS-200	3299	30	1	3	3333	740	211	47
NIMS IS-700	9075	28	1	51	9155	2,096	208	48
NIMS IS-800	2883	22	0	2	2907	687	199	47
NONCAT U O F INVEST	2156	50	0	1	2207	608	93	26
NUISANCE ABATEMENT	1	0	1	0	2	0	2	0
OFCR INV SHTG INVEST	33	3	20	0	56	168	2	6
OFCR INVLVD SHTNG-ADMIN	2353	0	0	0	2353	588	454	114
OFCR SFTY/FLD TACT UPD	77	0	0	0	77	19	3	1
OFCR SFTY/FLD TACTC INS	268	0	0	0	268	1,340	10	50
OFCR SFTY/FLD TACTICS	16171	2	1	268	16442	16,442	124	124
OFF DUTY ACTIONS	0	0	0	13	13	3	1	0
OFFICER SFTY/FIELD TACT	2675	0	14	2	2691	8,953	234	779
OFFICER SURVIVAL/ETHICS	3	13	0	0	16	16	2	2

SCHOOLS -----	SWORN	CIVIL	OUT- SIDE AGCY.	RESER	TOTAL ATTD.	TOTAL STUD. DAYS	PROG. RUNS	TOTAL DAYS INST.
-----	-----	-----	-----	-----	-----	-----	-----	-----
IN-SERVICE								
OFFICER UPDATE	22	0	0	0	22	22	1	1
OLEORESIN CAP GAS TRNG	0	4	0	23	27	11	3	1
OS/FT SHTN AT/FR MV VEH	5141	1	0	76	5218	1,631	60	19
OVERCOMING ROADBLOCKS	9	1	0	0	10	5	1	1
PC832 FIREARMS	0	11	0	83	94	320	10	34
PEDESTRIAN STOPS	3402	1	0	25	3428	857	80	20
PEDESTRIAN STOPS/WEAPON	1583	1	0	0	1584	792	50	25
PEER COUNSELOR TRNG SEM	11	8	0	0	19	71	6	23
PISTOL W/ATTACHED LIGHT	1360	1	25	10	1396	245	177	31
PLAIN CLOTHES OPER/SFTY	30	0	0	0	30	150	1	5
POST BASIC COURSE	1	0	0	0	1	1	1	1
POST TRNG MGT COURSE	1	0	0	0	1	1	1	1
POWERPOINT	14	19	0	0	33	64	5	10
POWERPOINT 2000	0	12	0	0	12	9	7	5
PRACTICAL PISTOL COURSE	1	0	0	0	1	5	1	5
PRBLM ORIENTED POLICING	0	0	1	0	1	2	1	2
PRELIMINARY INVEST	0	0	0	3	3	0	1	0
PRELIMINARY INVESTIGATN	40	0	0	1	41	10	11	3
PRLE LAW ENF AUTO DATA	216	5	0	0	221	79	14	5
PROB ORI POL ABC ENF	130	0	6	0	136	272	4	8
PROF RES:OFC ASST-PRACT	1072	52	32	2	1158	1,158	24	24
PROGRESSIVE DISCIPLINE	0	16	0	0	16	8	1	1
PRTBL OFCR DATA DVC SYS	4033	6	0	47	4086	1,053	148	38
PURST INTERV TECHN OFCR	6397	0	0	0	6397	800	437	55
PURSUIT POL CHNGS 2003	500	9	0	10	519	70	25	3
RACIAL PROFILING	32	1	0	0	33	19	8	5
RACIAL PROFILING (TTT)	10	1	0	0	11	33	4	12
RACIAL PROFILING ISSUES	22	297	0	0	319	310	17	17
RACIAL PROFILING UPDATE	48	3	0	0	51	19	22	8
RAPID DEPLOYMENT	33	0	0	0	33	4	2	0
RAPID ENTRY DEPLOYMENT	39	0	1	0	40	50	1	1
REHIRE/REST/REINSTMENT	52	0	0	0	52	1,042	24	481
REINTEGRATION	203	0	1	0	204	976	95	437
REPORT WRITING	1	0	0	0	1	3	1	3
REQUAL BASIC/COURSE	2	0	0	0	2	34	2	34
RESERV L-II MODULA TRNG	1	0	0	35	36	1,223	5	170
RESERVE OFC TRNG-TECH	0	0	0	3	3	105	1	35
RESERVE OFFICER TRNG	0	0	0	32	32	16	2	1
RESPIRATOR MASK FIT	2402	0	0	12	2414	311	129	17
RETAL & SEX HARASS TRNG	74	14	0	0	88	11	1	0
RETALIATION PREVENTION	9134	0	0	0	9134	1,142	250	31
REVISED PERFRMNC E VAL	66	16	0	0	82	21	6	2
RISK MANAGEMENT	5	0	0	0	5	4	2	2
RISK MGMT CIV LIABILITS	4864	64	3	4	4935	1,602	77	25
S&K #125 CRISIS RESP	29	18	1	14	62	62	1	1
S&K #23 TELE/DOJ-NCIC	125	33	0	0	158	44	19	5
S&K #6 GANGS BACKGROUND	171	0	0	0	171	192	2	2
S&K 10 CRTRM TEST-TRAF	62	0	0	0	62	62	4	4
S&K 103 TRAF COLL INVST	85	0	0	6	91	46	2	1
S&K 11 DRIVER TRNG UPDT	121	0	6	5	132	132	25	25
S&K 121 CPR UPDATE	3	0	1	0	4	2	4	2

SCHOOLS -----	SWORN	CIVIL	OUT- SIDE AGCY.	RESER	TOTAL ATTD.	TOTAL STUD. DAYS	PROG. RUNS	TOTAL DAYS INST.
-----	-----	-----	-----	-----	-----	-----	-----	-----
IN-SERVICE								
S&K 138 TACT-VEH STOPS	2	0	0	0	2	1	1	0
S&K 151 GANG AWARE HISP	1	0	2	0	3	1	3	1
S&K 187 GANG UPDATE	108	0	0	0	108	68	2	1
S&K 197 CRIME SCENE INV	25	0	0	0	25	25	6	6
S&K 20 QUALITY OF SRVC	11	0	0	0	11	2	5	1
S&K 206 AFFIRM ACTION	104	377	0	0	481	120	26	7
S&K 208 NARC-DYN ENT SR	2123	1	20	3	2147	1,087	79	40
S&K 209 NARC-WRNT SRCH	2665	0	15	65	2745	2,052	98	73
S&K 211 GRIEF:NEG GRWTH	0	0	1	0	1	1	1	1
S&K 212 INFO MGMT & CTL	48	0	0	0	48	12	2	1
S&K 215 ETH DECIS MAKE	7	0	12	0	19	8	5	2
S&K 218 NEW MTROFC HDGN	25	0	0	0	25	25	4	4
S&K 222 ALIRT-AREA RESP	30	0	0	0	30	8	2	1
S&K 235 DUI UPDATE	199	0	75	1	275	275	15	15
S&K 25 NTKW COM SY NECS	27	0	0	1	28	6	9	2
S&K 31 UNUSUAL OCCURNCs	0	0	2	0	2	1	2	1
S&K 46 LEADERSHIP-TQL	2	0	0	0	2	0	1	0
S&K 5 USE OF FORCE	0	0	3	0	3	3	1	1
S&K 55 DEF TACT-SWARM	4	0	0	0	4	1	1	0
S&K 87 TRAINING MGMT	0	0	1	0	1	1	1	1
S&K#163 CLS INV ATO/PED	0	0	1	0	1	5	1	5
S&K#240 OFCR RAP DEPLOY	3898	0	132	80	4110	2,792	62	42
S&K#243 QUESTIONED DOCS	48	0	0	0	48	12	21	5
S&K#244 ALCL CNTL ENF	102	0	15	0	117	59	5	3
SEARCH & SEIZURE	82	0	0	3	85	57	6	4
SELECTION INTERVIEW	0	11	0	0	11	9	7	6
SELF-CONTAINED BREATHNG	26	524	0	0	550	275	25	13
SEMS	17	0	0	0	17	42	13	32
SEMS INTRO	10	0	0	0	10	42	8	34
SEMS/INCDNT COMMAND	119	0	0	0	119	238	12	24
SENARIO EVALUATOR TRNG	70	0	0	0	70	49	5	4
SEX CRIMES INVEST	0	0	0	3	3	2	1	1
SEX OFNDR TRKG/REG ENF	44	0	4	0	48	46	7	7
SEXL ASSLT: PATRL RESPN	2	0	1	0	3	2	3	2
SHOOTING POLICY SEM	0	0	0	1	1	0	1	0
SHOOTING SITUATIONS	155	0	0	0	155	97	2	1
SHOOTING TRAINING	30	0	0	0	30	30	2	2
SHOTGUN SLUG UPDATE	2521	0	0	43	2564	2,817	172	189
SHTNG AT MOVING VEHICLE	9462	56	0	75	9593	762	184	15
SIDE HNDL BAT TNG RES	0	0	0	14	14	28	1	2
SIMULATOR TRAINING	0	0	0	33	33	8	1	0
SPCL INST DEV COURSE	5	0	0	1	6	30	1	5
SPCL WEAP AND TACTICS	1	0	0	0	1	5	1	5
SPEAK WITH CONFIDENCE	0	3	1	0	4	1	4	1
SPECIAL OPERATIONS-BANK	29	0	0	0	29	29	1	1
SPECIAL WEAPONS/TACT	1	0	0	0	1	5	1	5
SPLIT SOCK HOOD TRAINING	18	0	0	0	18	2	2	0
SPL OPS TRNG BSC METRO	126	0	0	0	126	1,890	4	60
SR LEAD OFCR WORKSHOP	56	0	0	0	56	168	2	6
STAFF OFCR EXEC SEM	914	191	8	0	1113	1,186	23	20
STC JAIL TRNG OFFICER	0	31	0	0	31	17	2	1

SCHOOLS -----	SWORN	CIVIL	OUT- SIDE AGCY.	RESER	TOTAL ATTD.	TOTAL STUD. DAYS	PROG. RUNS	TOTAL DAYS INST.
-----	-----	-----	-----	-----	-----	-----	-----	-----
IN-SERVICE								
STND EMERG MNGNT SYS	201	2	5	0	208	416	17	34
SUDDEN INFANT DEATH SYN	2	0	0	0	2	1	2	1
SUICIDE PREV CRISIS	21	296	0	0	317	317	16	16
SUPPLY MNGMNT SYS TRNG	0	3	0	0	3	2	2	1
SURVEILLANCE TECHNIQUES	615	0	219	0	834	2,494	50	150
SURVIVING DEADLY ASSAUL	76	59	0	2	137	33	44	11
SWAT ADVANCED	141	0	57	1	199	654	7	23
TAC INSTR MENTOR ORIENT	26	0	0	0	26	13	2	1
TACT-LT ROPE-BSC/RAPPEL	0	0	1	0	1	5	1	5
TACTCL DRVG FOR LAW ENF	32	24	0	4	60	15	18	5
TACTICAL COMMUNICATIONS	142	0	0	0	142	37	9	2
TACTICAL FIREARMS TRNG	114	0	1	0	115	249	9	20
TACTICAL FIREARMS UPDTE	114	4	0	0	118	118	9	9
TACTICAL HANDGUN COURSE	104	0	0	0	104	182	4	7
TACTICAL RESPONSE TRNG	1	0	0	0	1	1	1	1
TACTICAL SHOTGUN TRNG	0	0	1	0	1	0	1	0
TACTICAL SHT GUN-PART-1	104	0	0	0	104	13	12	2
TACTICS TRAINING	78	0	0	0	78	88	5	6
TASER INSTRUCTOR	32	0	0	0	32	32	2	2
TASER INSTRUCTOR(TE-93)	1	0	0	0	1	2	1	2
TCTCL SHTGN DED LT TECH	364	0	0	0	364	54	26	4
TEAM TACTICS COURSE	25	0	0	6	31	31	1	1
TEAMS	51	46	0	0	97	49	14	7
TEAMS II - DPS	244	259	0	0	503	341	52	35
TEAMS II - RMIS	2919	718	2	0	3639	1,876	162	84
TEAMS II COORD UPDT 1ST	54	23	0	0	77	74	11	11
TEAMS II COORD UPDT 4TH	47	12	0	0	59	44	9	7
TERRORISM AWARENESS	74	11	0	0	85	26	5	4
TERRORISM INTELLIGENCE	37	4	0	1	42	11	20	5
TERRORISM SUICIDE BOMBR	59	38	2	2	101	27	27	7
THE ETHICAL EDGE 2001	2	0	0	0	2	1	2	1
THREAT ASSESS TEAM TRNG	3	0	0	0	3	3	1	1
TIMEKEEPING TRAINING	19	1	0	0	20	5	3	1
TIRE DEFLATION	4161	20	0	52	4233	891	165	35
TMS - DECENT DATA ENTRY	2	5	0	0	7	4	1	1
TMS - INTRODUCTION	53	96	0	0	149	75	12	6
TRAF COLL INVEST UPDATE	151	0	0	0	151	302	22	44
TRAF COLL INVEST, ENHNC	170	0	4	0	174	994	14	80
TRAF COLL VEH DYNAMICS	2	0	0	0	2	10	1	5
TRAFFIC-LASER OPERATOR	529	0	132	3	664	664	37	37
TRAINING COORD SEMINAR	189	58	0	0	247	154	3	2
TRAINING DAY - AD VICE	68	0	0	0	68	68	2	2
TRAINING DAY - ATD	66	8	0	0	74	74	2	2
TRAINING DAY - JUV	46	7	0	0	53	53	1	1
TRAINING DAY - METRO	482	0	0	0	482	522	21	23
TRAINING DAY - NHWD	0	0	4	0	4	5	4	5
TRAINING DAY - SB/CRSH	1230	0	0	1	1231	1,975	30	48
TRAINING DAY - SW	205	0	0	0	205	205	4	4
TRAINING DAY - VNYS	19	0	0	0	19	7	1	0
TRAINING DAY - VTD	10	0	0	0	10	1	7	1
TRAINING DAY - WIL	69	2	0	0	71	59	5	4

SCHOOLS -----	SWORN	CIVIL	OUT- SIDE AGCY.	RESER	TOTAL ATTD.	TOTAL STUD. DAYS	PROG. RUNS	TOTAL DAYS INST.
-----	-----	-----	-----	-----	-----	-----	-----	-----
IN-SERVICE								
TRAINING DAY - WVAL	53	0	0	2	55	73	3	4
TRAINING DAY - 77ST	317	0	0	0	317	284	6	5
TRNG DAY-INTL AFFAIRS	368	16	0	0	384	360	4	4
TRNG MANAGERS WORKSHOP	0	2	0	0	2	4	1	2
TYPE I WATCH COMMANDER	2	1	0	0	3	3	1	1
U O F REVIEW AND ETHICS	23	247	0	0	270	165	18	11
UO CADRE TRAINING	0	0	3	0	3	1	1	0
USE FORCE&CRISIS INTERV	8790	1	0	0	8791	1,099	543	68
USE OF DEADLY FORCE	0	0	0	9	9	5	1	1
USE OF FORCE	0	0	0	17	17	6	2	1
USE OF FORCE POLICY REM	1	0	0	0	1	0	1	0
VEH CONTAINMENT EXERCIS	76	1	0	0	77	53	4	3
VEHICLE STOPS - ADVANCE	1671	0	0	0	1671	836	54	27
VEHICLE STOPS - BASIC	3546	1	0	26	3573	893	81	20
VICE INVESTIGATIONS	607	0	59	0	666	3,330	28	140
WARNT SERV TACT S&K #39	358	0	0	0	358	358	19	19
WEAP FAM/UNFAMR WEAPONS	2	0	0	9	11	11	2	2
WEAPON OF MASS DESTRCTN	9518	69	80	141	9808	9,808	80	80
WEIGHT TRAINING	2024	440	2	13	2479	704	81	23
WEST POINT INST TRNG	17	4	9	2	32	32	1	1
WEST POINT LEADERSHIP	594	85	908	4	1591	8,845	59	328
WMD L.E. FIELD RESPONSE	4516	2	150	3	4671	9,314	168	335
WOMEN'S LEADERSHIP CONF	80	54	0	0	134	121	8	7
WORD 2000	0	62	0	0	62	41	41	27
WORK FORCE DIVERSITY	2	31	0	0	33	13	20	8
WORKING ON LINE W/STC	0	2	0	0	2	1	1	1
WORKPLACE HARASSMENT	28	97	0	0	125	31	44	11
WORKPLACE PROTECT TRNG	1	204	0	1	206	206	10	10
00-02 REC MENTAL ILL	15	0	0	0	15	4	4	1
00-03 PBLC SFTY DSPACHR	1	199	0	0	200	50	39	10
01-01 CRISIS POINT: DV	5	0	0	0	5	1	5	1
01-03 CLETS/NCIC RE-TRN	244	18	0	0	262	33	59	8
01-03 MNTNG YOUR EDGE	5	0	0	0	5	1	5	1
01/03 CLETS/NCIC RE-LA	8040	1924	0	237	10201	1,213	450	54
01/03 CLETS/NCIC RE-TRN	267	334	0	2	603	81	88	12
11532 H&S LOITERING	68	0	1	0	69	17	4	1
17.001 - INTERR	22	0	0	0	22	6	2	1
171-5238 CPR RECERT/FA	0	2	0	0	2	2	1	1
1995 CLETS NCIC RE-TRNG	6	1	0	0	7	1	6	1
1997 CLETS/NCIC RETRNG	168	30	0	6	204	25	139	17
1997 CLETS/NCIC RTG FAO	0	0	1	0	1	0	1	0
2001 LEGAL UPDATE	2	0	1	0	3	1	3	1
2003-2005 CLETS/NCIC AD	160	30	0	2	192	19	53	5
2003-2005 CLETS/NCIC FA	19	243	0	0	262	38	70	10
2005 LEGAL UPDATE	40	5	0	1	46	12	14	4
2006 LEGAL UPDATE	103	8	1	0	112	28	28	7
2007-2009 CLETS/NCIC AD	175	26	0	0	201	29	49	7
2007-2009 CLETS/NCIC FL	22	247	0	5	274	35	67	9
2007-2009 CLETS/NCIC LF	7687	1800	0	74	9561	2,133	335	75
2007-2009 CLETS/NCIC PR	20	68	0	14	102	11	12	1
2008 LEGAL UPDATE	43	26	0	0	69	17	15	4

SCHOOLS -----	SWORN	CIVIL	OUT- SIDE AGCY.	RESER	TOTAL ATTD.	TOTAL STUD. DAYS	PROG. RUNS	TOTAL DAYS INST.
-----	-----	-----	-----	-----	-----	-----	-----	-----
<b>IN-SERVICE</b>								
37MM LESS LETHAL MNTNS	125	0	1	0	126	35	9	3
40MM LAUNCHER & SPONGE	29	0	0	0	29	15	1	1
832 PC ARREST & CONTROL	0	359	1	0	360	1,762	26	127
95-06 LAW ENF AWR DISAB	2	0	0	0	2	1	2	1
97-02 ELDER ABUSE	40	217	0	2	259	68	76	20
97-03 HITECH CRIMES PT1	23	0	0	0	23	6	3	1
97-04 MEGAN'S LAW	2	0	0	0	2	1	2	1
97-06 PAR/PROB/LOC LAW	2	0	0	0	2	1	2	1
97-07 CNTL VIOL SUB PT3	6	1	0	0	7	2	3	1
97-08 VICTIMS OF VIOL	0	1	0	0	1	0	1	0
97-09 ARSON/BOMB INVEST	11	3	0	7	21	5	14	4
97-10 TRAFFIC STOPS	14	0	0	0	14	4	9	2
97-11 HOMICIDE INV PT2	2	0	0	0	2	1	2	1
97-99 CLETS/NCIC RE-TRN	0	1	5	0	6	1	6	1
98-01 TRAF STOPS REVISE	1	0	0	0	1	0	1	0
98-02 DOM VIOL CT ORDS	4	0	0	0	4	1	4	1
98-04 DOM VIOL:MAT CULT	1	0	0	0	1	0	1	0
98-05 MISSING PERSONS	1	114	0	0	115	29	21	5
99-01 CLETS RETRNG-ADM	15	0	0	0	15	2	8	1
99-01 CLETS RETRNG-FA	257	110	0	5	372	50	48	7
99-01 CLETS RETRNG-LTF	1081	509	0	45	1635	186	363	41
<b>*TOTAL SCHOOLS IN-SERVICE</b>	<b>362871</b>	<b>24649</b>	<b>6760</b>	<b>3926</b>	<b>398206</b>	<b>704,382</b>	<b>22334</b>	<b>26,025</b>
<b>SUPERVISORY DEV</b>								
AN TRNG MNGR'S SEM(STC)	0	10	0	0	10	14	6	9
ANGER MANAGEMENT	3	38	0	0	41	41	8	8
BASIC SUPERVISION	1	0	0	0	1	5	1	5
CAREER CNSLNG FOR SUPRV	0	11	0	0	11	6	4	2
CERTIF. INTERVIEW TRNG	17	173	1	0	191	88	58	27
CHIEF'S EXECUTIVE SEM	1	0	0	0	1	3	1	3
CMD CIVIL LIABLT UPDATE	95	21	0	0	116	116	4	4
CNSNT DCRE SRC DOC TRNG	8917	248	2	100	9267	4,106	123	55
COMMAND STAFF UPDATE	74	17	1	0	92	92	1	1
CONSNT DEC TRNG SUPVSR	309	23	0	1	333	167	7	4
CRIM INTELL CMDRS CRSE	1	0	0	0	1	3	1	3
CRIM INTELL 4 EXEC	0	1	0	0	1	2	1	2
CRITICAL INCIDENT MGT	1	0	0	0	1	5	1	5
CROWD MNGMNT/CONT-MGMT	270	8	0	0	278	278	4	4
CUL DIV TLS FR TLRN CMD	56	2	5	0	63	126	25	50
DARE SUPERVISION	0	0	4	0	4	4	4	4
DETECTIVE SUPERVISOR	174	0	0	0	174	1,914	10	110
DISC AND THE SUPVR	8	132	0	0	140	97	67	47
EEO FOR SUPERVISORS	3	140	0	0	143	106	65	48
ETHCS IN LAW ENFCMENT 1	9558	1	0	0	9559	1,195	409	51
ETHCS IN LAW ENFCMENT 2	9614	1	0	0	9615	1,202	429	54
ETHCS IN LAW ENFCMENT 3	9614	1	0	0	9615	1,202	423	53
EXECUTIVE COMMAND SCH	3	0	0	0	3	6	3	6
EXECUTIVE SEMINAR	1	0	0	0	1	3	1	3

SCHOOLS -----	SWORN	CIVIL	OUT- SIDE AGCY.	RESER	TOTAL ATTD.	TOTAL STUD. DAYS	PROG. RUNS	TOTAL DAYS INST.
-----	-----	-----	-----	-----	-----	-----	-----	-----
SUPERVISORY DEV								
FIELD DATA CPTR RPT UPD	10290	21	91	108	10510	2,683	189	48
FRONT LINE SUPERVISION	12	240	0	0	252	255	86	87
HAZMAT INCIDENT CMDR	3	0	0	0	3	14	2	10
INCID CMD SYS (ICS) 300	166	0	0	0	166	341	22	45
INCID CMD SYS (ICS) 400	47	1	0	0	48	93	9	18
LAW ENFORCEMENT EXEC	2	0	0	0	2	15	2	15
LDRSHP/SUPRV SKILLS	1	0	0	0	1	3	1	3
MANAGER/ADMIN CORE CRSE	2	2	0	0	4	40	2	20
MNGRS/SUPVSR CONFERENCE	0	1	0	0	1	1	1	1
NARC UNIT SUPERVISION	1	0	0	0	1	5	1	5
NARCOTIC UNIT SUPRVSR	1	0	0	0	1	5	1	5
ON-SCENE SUPVSR SAFETY	2	0	0	0	2	2	1	1
PATROL CAPT TRANSITION	16	0	0	0	16	16	1	1
POLICE SUPERVISION	4	0	0	0	4	40	1	10
PURST INTERV TECH SPRVR	2590	2	0	0	2592	324	453	57
REVIEW OF TEAMS INFO	4	0	0	0	4	1	4	1
RMIS TEAMS II SUPV.	3424	783	1	0	4208	2,153	236	121
SENIOR DET OFCR ORIENT	0	15	0	0	15	15	1	1
SPRVSR TRNG PRGM - QRT1	2835	136	0	2	2973	463	94	15
SPRVSR TRNG PRGM - QRT2	2286	94	0	0	2380	324	89	12
SPRVSR TRNG PRGM - QRT3	3269	105	0	0	3374	447	132	18
SPRVSR TRNG PRGM - QRT4	4892	221	0	0	5113	770	161	24
STC/A MNGR'S TOOL KIT	2	8	0	0	10	5	1	1
SUPERVISOR'S WORKSHOP	2	0	0	0	2	4	1	2
SUPERVISORY CORE COURSE	1	0	0	0	1	10	1	10
SUPERVISORY COURSE	1195	92	56	0	1343	25,052	52	970
SUPERVISORY COURSE UPDT	1	0	0	0	1	10	1	10
SUPVR TRNG ON COMMT CRD	0	18	0	0	18	5	1	0
SUPVSN & LEADERSHIP	1	0	0	0	1	0	1	0
SUPVSR DEV/PERS CMLPNT	11	130	0	0	141	141	9	9
SUPVSR TRNG PROG Q 3/4	966	4	0	0	970	485	19	10
SUPVSRY ACCIDENT INVEST	0	1	0	0	1	1	1	1
SUPVSRY FACILITY INSP	0	1	0	0	1	1	1	1
SUPVSRY SAFETY RESPONS	0	1	0	0	1	1	1	1
SUPVSRY UPD DEV	2	4	0	0	6	18	1	3
SXL HRSSMT PRVNTN SUPRV	2779	880	0	0	3659	830	215	49
TACT DIST CONT/SUPVRS	0	0	2	0	2	2	2	2
TEAMS2-CATG USE OF FRC	65	16	0	0	81	81	9	9
TEAMS2-CHAINCMD USE FRC	2196	173	0	0	2369	1,556	126	83
TEAMS2-NNCAT USE OF FRC	3094	245	0	0	3339	2,650	192	152
THE SGT'S WORKSHOP	10	0	0	0	10	5	2	1
TODAYS EFF TRNG COORD	2	0	0	0	2	8	1	4
TRNG DAY- JAIL DIVISION	130	283	0	0	413	413	11	11
WATCH COMMANDER SCHOOL	924	51	55	0	1030	5,150	43	215
03-05 CLETS/NCIC LESS T	7754	2178	0	122	10054	1,278	467	59
05-07 CLETS/NCIC ADMNST	106	16	0	0	122	16	38	5
05-07 CLETS/NCIC FULL A	13	242	0	0	255	39	78	12
05-07 CLETS/NCIC LESS T	7061	2288	2	93	9444	1,465	431	67
05-07 CLETS/NCIC PRACTN	33	43	0	1	77	1	8	0
171-8643 SUPERVISOR DEV	0	8	0	0	8	8	1	1
17126366 CELL EXTRACTIO	43	747	0	0	790	424	41	22



SCHOOLS -----	SWORN	CIVIL	OUT- SIDE AGCY.	RESER	TOTAL ATTD.	TOTAL STUD. DAYS	PROG. RUNS	TOTAL DAYS INST.
-----	-----	-----	-----	-----	-----	-----	-----	-----
*TOTAL SCHOOLS SUPERVISORY DEV	94958	9877	220	427	105482	58,449	4900	2,779

CIVILIAN TRAINING

BLDSTAIN PATTERN INTERP	0	2	0	0	2	10	2	10
BLOOD PATTERN ANLYS SEM	1	0	0	0	1	5	1	5
CAL TACT DISP ASSOC	0	9	0	0	9	6	3	2
CAREER DEVELOP WRKSHOP	5	56	0	0	61	39	20	13
CIVIL SERVICE RULES	0	1	0	0	1	1	1	1
CIVILIAN MNGMNT SEM	0	2	0	0	2	10	1	5
CIVILIAN ORIENTATION	1	316	0	0	317	591	13	24
DISPATCHER - CALL TAKNG	0	496	2	0	498	498	5	5
DISPATCHER - PERS CRSIS	0	47	0	0	47	12	2	1
DISPATCHER - WELLNESS	0	81	0	0	81	81	4	4
DISPR - SUICIDE INTER	0	47	0	0	47	18	2	1
DISPR 2002 CLTRLY COMP	2	300	0	0	302	76	68	17
DISPR 2002 MTG THE ETH	1	250	0	0	251	63	59	15
EQUIL EMPLMNT OPPORTUNITY	6	112	0	0	118	51	41	18
FORENSCIS/TOXICOLOGY	0	1	0	0	1	3	1	3
GENERAL ORIENTATION	0	187	0	0	187	145	53	41
INTERVIEWING PEOPLE	0	1	0	0	1	1	1	1
LEVEL III MODULE RES	0	0	0	24	24	558	2	47
MANAGE MULTI PRIORITIES	1	0	0	0	1	1	1	1
MANAGING PROP AND EVID	0	1	0	0	1	2	1	2
ON-THE-JOB TRAINING	6	52	0	0	58	32	26	14
PERS DEPT BROWN BAG SEM	0	8	0	0	8	1	3	0
PRFSSNL DEVLPMNY SRIES	9	472	0	0	481	174	20	7
PUBLIC SFTY DISPATCHER	0	537	37	0	574	8,610	21	315
PUBLIC SPEAKING	10	65	0	0	75	53	68	48
STC-BSC SUPVRV COURSE	0	8	0	0	8	80	1	10
STC0346611 B VD CAM TRN	2	17	0	0	19	19	5	5
TELEPHONE SKILLS	207	41	0	0	248	89	21	8
1712667 CUST SRVC/TACTC	27	445	0	0	472	408	47	41
1718737CPR/AED&FIRSTAID	67	1085	0	0	1152	1,109	67	65

*TOTAL SCHOOLS CIVILIAN TRAINING	345	4639	39	24	5047	12,743	560	725
----------------------------------	-----	------	----	----	------	--------	-----	-----

EXTERNAL PROGRAMS

# 98-07 MNG CIV DISOBED	47	2	0	1	50	13	5	1
# 99-02 EXTRADIT/ART#4	1	0	0	0	1	0	1	0
# 99-03 DOMESTIC TERR	15	15	0	0	30	9	13	4
#0034-006611 BASIC VID	0	3	0	0	3	3	2	2
#0034-022240 DEAF CULT	1	14	0	0	15	15	6	6
#01-09 AVIATION SECURTY	1246	21	0	5	1272	318	147	37
#0171-039030 TIME MNGMT	13	204	0	0	217	217	11	11
#034-2073 S&R/SUICIDE	1	0	0	0	1	1	1	1
#034-8153 LEGAL UPDATE	1	3	0	0	4	4	2	2
#04-04 2004 LEGAL UPDAT	23	6	0	0	29	7	7	2
#04-12A IDENTITY THEFT	147	41	1	3	192	48	66	17

SCHOOLS -----	SWORN	CIVIL	OUT- SIDE AGCY.	RESER	TOTAL ATTD.	TOTAL STUD. DAYS	PROG. RUNS	TOTAL DAYS INST.
-----	-----	-----	-----	-----	-----	-----	-----	-----
EXTERNAL PROGRAMS								
#171-042534 VIDEO TAPNG	14	256	0	0	270	135	12	6
#198 K-9 PERIMETER SRCH	0	0	1	0	1	1	1	1
#736-002758 TYPE 1 JAIL	1	1	0	0	2	2	1	1
#89-01 MISSING PERSON	2	4	0	2	8	2	5	1
#91-01 LAW ENFORC RESP	25	3	0	2	30	8	12	3
#92-01 HATE CRIMES	5	0	0	0	5	1	5	1
#92-02 STAYING HEALTHY	5	6	0	0	11	3	4	1
#92-03 LAW ENF ETHICS	13	0	0	0	13	3	7	2
#92-04 PROP 115 UPDATE	1410	4	6	13	1433	298	62	13
#92-04 TACTICAL COMM	3	0	0	0	3	1	3	1
#92-09 CRTRM TESTIMONY	5	0	0	0	5	1	4	1
#92-10 CULTURAL AWRNESS	0	45	0	0	45	11	9	2
#93-03 STREET GANGS PT1	17	0	0	0	17	4	15	4
#93-04 INTRVW/INTER	32	0	0	0	32	9	8	2
#93-05 FORENSIC TECH	20	0	0	0	20	5	6	2
#93-06 DEADLY ASSAULTS	85	5	0	2	92	23	36	9
#93-07 TACTIC INTRVNTN	1	0	0	0	1	0	1	0
#93-10 FEAR MANAGEMENT	26	3	0	2	31	8	20	5
#94-01 DRUG INFLUENCE	2	0	0	0	2	1	2	1
#94-03 STREET GNCS PT3	9	0	0	0	9	2	9	2
#94-05 DRUG RECOG	2	0	0	0	2	1	2	1
#94-06 CHILD ABUSE PT1	18	236	0	1	255	64	62	16
#94-07 CHILD ABUSE PT2	12	160	0	0	172	45	48	13
#94-08 STREET GNCS PT4	11	0	0	0	11	3	11	3
#94-09 SEXUAL HARASS	4	0	0	0	4	2	4	2
#94-10 STRESS MGMT	26	19	0	0	45	11	21	5
#94-11 VIOL AGAINST OFC	4	0	0	0	4	1	4	1
#95-01 CONTACT SKILLS	8	0	0	0	8	2	4	1
#95-02 CRITICAL INCID	10	0	0	0	10	3	5	1
#95-03 CRIM PRSNLITIES	23	4	0	2	29	7	17	4
#95-04 S E M S	7	3	0	0	10	3	3	1
#95-05 LEGAL ACTIONS	17	0	0	0	17	4	12	3
#95-07 SEXUAL ASSAULT	3	0	0	0	3	1	3	1
#95-08 INTER CONF	1	0	0	0	1	0	1	0
#95-09 SER/ARR WARRANTS	0	0	1	0	1	0	1	0
#95-10 WARRANT SERVICE	0	0	0	1	1	0	1	0
#95-11 OFCRS FLY ARMED	245	1	1	0	247	59	30	7
#96-02 PURSUIT DRIVING	9	0	0	0	9	2	7	2
#96-03 COMM ORIEN POL	6	0	0	0	6	2	3	1
#96-04 GAMBLING RECOG	4	0	0	1	5	1	5	1
#96-05 CONT VIOL SUBJ	17	4	0	2	23	6	10	3
#96-06 STALKING	20	0	0	0	20	5	14	4
#96-07 DOMESTIC VIOL	31	0	0	3	34	9	14	4
#96-08 VEHICLE THEFT	3	3	0	0	6	2	6	2
#96-09 LEADERSHIP	12	42	0	0	54	14	15	4
#99-07 SUICIDE BY COP	37	33	0	1	71	18	34	9
#99-08 SUICIDE BY COP	33	3	0	1	37	9	22	6
#99-10 DOM VIOL:EFF INT	1	259	0	0	260	68	52	14
ACAD DIR/COURSE COORD	3	0	0	0	3	12	3	12
ACCESS '97	9	42	0	0	51	510	3	30
ACCESS CLASS	0	6	0	0	6	12	4	8

SCHOOLS -----	SWORN	CIVIL	OUT- SIDE AGCY.	RESER	TOTAL ATTD.	TOTAL STUD. DAYS	PROG. RUNS	TOTAL DAYS INST.
-----	-----	-----	-----	-----	-----	-----	-----	-----
EXTERNAL PROGRAMS								
ACCESS 2003	3	1	0	0	4	8	4	8
ACCIDENT RECONSTRUCT	3	0	0	0	3	8	2	5
ACHIEVING TRNG EXCELL	28	2	0	1	31	8	12	3
ADMIN TRNG AND DEV	0	50	0	0	50	62	13	16
ADV ACCID INVEST	1	0	0	0	1	10	1	10
ADV ASSET FORFEITURE	10	2	0	0	12	28	3	7
ADV EXP INVST TECH	13	0	0	0	13	117	9	81
ADV EXPL TECH, BOMBING	2	0	0	0	2	7	1	4
ADV EXPL/TERROR ACTIV	2	0	0	0	2	10	1	5
ADV FORENSIC INVEST	1	0	0	0	1	3	1	3
ADV IMP BOMB/TER ACT	2	0	0	0	2	10	1	5
ADV SEARCH WARRANT CLS	4	0	0	0	4	4	3	3
ADV SPL WEAPONS/TACTICS	33	0	0	0	33	37	1	1
ADV UNDERCVR TECH/SURV	1	0	0	0	1	5	1	5
ADV. MANAGEMENT TRNG	4	0	0	0	4	6	3	4
ADVANCED DIVE COURSE	3	0	0	0	3	31	3	31
ADVANCED LEGAL DRAFTING	0	2	0	0	2	2	1	1
ADVANCED SUPERVISION 1	1	46	0	0	47	44	35	33
AFIS INTERNET SEMINAR	0	5	0	0	5	20	1	4
AIRBORNE LAW ENF	54	0	0	0	54	116	7	15
AIRCREW COURSE	25	0	91	0	116	560	6	24
ALCOHL BEV CONTROL CONF	2	0	0	0	2	2	2	2
ALCOHOL AND DRUG RECOG	1	0	0	0	1	3	1	3
ALHL,DRGS & HWY STY-TST	2	0	0	0	2	8	2	8
AM SOC OF CRIME LAB DIR	0	2	0	0	2	3	2	3
AMER ACAD FORENSIC MTG	0	1	0	0	1	4	1	4
AMER JAIL ASSOC CONF	1	1	0	0	2	8	1	4
AMERICAN POLYGRAPH SEM	0	2	0	0	2	10	2	10
AN CAL ST JUV OFCRS CNF	1	0	0	0	1	3	1	3
ANALYTIC INTRVWNG CRS	1	0	0	0	1	5	1	5
ANN TRAINING CONFERENCE	1	0	0	0	1	3	1	3
ANTI-TERRORISM RESPONSE	10	0	0	0	10	19	4	8
ANTIQUA/PROF SAFE OPEN	1	0	0	0	1	3	1	3
APPL MED LEGAL SYMP	4	0	0	0	4	7	4	7
AREA LIA INCDNC RESPONS	84	1	0	0	85	16	2	0
ARMORER SCH COLT M16/AR	1	0	0	0	1	3	1	3
ARMORER SCH FULL AUTO	2	0	0	0	2	10	1	5
ARMORER SCHOOL	9	1	0	0	10	34	9	31
ARMORER SCHOOL NRA/LASS	1	0	0	0	1	5	1	5
ARREST & CONTROL TECH	1	188	20	0	209	1,045	11	55
ARREST AND FIREARMS	0	0	0	1	1	8	1	8
ARSON/EXPLOSIVE INVEST	6	0	0	0	6	24	3	12
ASIAN CRIME INV SEM	1	0	0	0	1	3	1	3
ASIAN GANGS AND CRIME	2	0	0	0	2	9	2	9
ASIAN GANGS/NARCOTICS	0	1	0	0	1	4	1	4
ASSERTIVE SUPERVISION	0	3	0	0	3	6	2	4
ASSET FORFEITURE	1	0	1	0	2	6	2	6
ASSET FORFEITURE-BASIC	29	0	0	0	29	92	17	54
ASSOC BLACK CORRECT WRK	0	2	0	0	2	2	2	2
ATD STNDRDS PROCEDURES	89	0	0	0	89	45	1	1
AUDIT RPTS PUBLIC SECTR	19	12	0	0	31	62	1	2

SCHOOLS -----	SWORN	CIVIL	OUT- SIDE AGCY.	RESER	TOTAL ATTD.	TOTAL STUD. DAYS	PROG. RUNS	TOTAL DAYS INST.
-----	-----	-----	-----	-----	-----	-----	-----	-----
<b>EXTERNAL PROGRAMS</b>								
AUTO EXT DEFIBRILLATOR	102	5	0	1	108	36	3	1
AUTO EXTERNAL DEFIB/CPR	63	12	0	0	75	36	6	3
AUTO FNGRPRNT ID SYS	0	1	0	0	1	3	1	3
AUTOTRACK XP SYSTEM	1443	58	0	8	1509	886	69	41
AVIATN SECURIT PC 832.1	3	0	0	0	3	13	3	13
BACKGROUND INVEST	5	0	0	0	5	16	4	13
BASIC BUSINESS WRITING	114	0	0	0	114	228	1	2
BASIC COURSE CONSORTIUM	7	0	0	0	7	10	6	8
BASIC CRIME PREVENT CRS	1	0	0	0	1	5	1	5
BASIC ELEM CRIM INTEL	2	1	0	0	3	14	3	14
BASIC FORENSIC SEROLOGY	0	6	0	0	6	30	2	10
BASIC FORFEITURE COURSE	1	1	0	0	2	6	2	6
BASIC GEO PROFILING	1	0	0	0	1	5	1	5
BASIC LAW ENF PERF AUD	8	19	0	0	27	90	3	10
BE BEST POSSIBLE BOSS	6	0	0	0	6	14	4	9
BEH ANAL:INTVEW&INTERG	33	1	0	0	34	170	19	95
BEHAVIOR ANLYS TRNG	2	0	0	0	2	10	2	10
BEST PRACT GOOD TRNG	6	0	0	0	6	2	5	1
BEYOND 2000: WRKG TGTHR	2	0	0	0	2	2	1	1
BICYCLE DETAIL TRAINING	37	0	0	0	37	105	3	9
BICYCLE RAPID RESP	169	0	0	0	169	169	5	5
BLOOD ALCH CONCENTRATE	0	1	0	0	1	2	1	2
BOMB SCENE INVEST	5	0	0	0	5	22	3	13
BOMB SQUAD EXECUTV MGMT	3	0	1	0	4	12	4	12
BOMB SQUAD TRAINING	1	0	0	0	1	3	1	3
BOMB TECHNICIANS SEM	6	0	0	0	6	30	4	20
BOMB TECHNICIANS' UPDTE	3	0	0	0	3	6	1	2
BOMB TRNG-ROBOT COMM	5	0	0	0	5	25	5	25
BOMB UPDATE	91	0	0	0	91	46	2	1
BOOT CAMP	1	0	0	0	1	3	1	3
BUDGETING	0	13	0	0	13	10	8	6
BUDGETNG/POLICE ADMIN	1	0	0	0	1	1	1	1
BUILDING A BETTER TEAM	134	0	0	0	134	268	8	16
BUILDING LAW ENF IMAGE	18	2	0	1	21	5	13	3
BULLET PROOF MINDSET	1	0	0	0	1	1	1	1
BUR GANG COORD CONSNT	42	2	0	0	44	22	1	1
BURG,THFT/RSP INV-ICI	255	0	44	1	300	1,158	16	62
BURGLARY COURSE	1	0	0	0	1	4	1	4
BUSINESS WRITING SKILLS	2	64	0	0	66	55	37	31
C.L.E.A.R.S. CONFERENCE	0	5	0	0	5	26	4	21
C.S.A.I.A. TRNG SEMINAR	2	0	0	0	2	6	1	3
CA ASSOC OF CRIM SEM	0	19	0	0	19	45	10	24
CA CRIME PREV ASSOC	6	0	0	0	6	14	4	9
CA HOMICIDE INV ASSN TRG	5	0	0	0	5	13	3	8
CA NARC OFCR TRNG CONF	37	1	0	1	39	66	23	39
CA STATE JUV OFFR ASSOC	6	0	0	0	6	15	2	5
CAL GANG INV ASSOC	142	4	0	0	146	522	10	36
CAL HOM INVST TRNG CONF	106	0	0	0	106	297	5	14
CAL LAW ENF TRNG SEM	7	2	0	0	9	21	7	17
CAL NARC CANINE ASSO	9	0	0	0	9	27	1	3
CAL PEER SUPP ASSOC	0	1	0	0	1	3	1	3

SCHOOLS -----	SWORN	CIVIL	OUT- SIDE AGCY.	RESER	TOTAL ATTD.	TOTAL STUD. DAYS	PROG. RUNS	TOTAL DAYS INST.
-----	-----	-----	-----	-----	-----	-----	-----	-----
EXTERNAL PROGRAMS								
CAL POL ACTIV TRNG SEM	1	0	0	0	1	3	1	3
CAL PUBLIC RECORDS ACT	88	24	0	1	113	28	25	6
CAL RES P O CONFERENCE	2	0	0	13	15	45	4	12
CAL ROB INVSTGTR ASSOC	58	0	0	1	59	121	8	16
CAL SEX ASSAULT INVST	27	0	0	0	27	78	12	35
CAL/OSHA 300 FORM COMPL	1	0	0	0	1	0	1	0
CALIF PEACE OFCR'S ASSO	17	0	0	0	17	21	3	4
CALIFORNIA STATE PARKS	2	0	0	0	2	6	1	3
CANINE BLOODHOUND CRSE	2	0	0	0	2	10	1	5
CANINE LIABILITY COURSE	1	0	0	0	1	1	1	1
CANINE TRAINING COURSE	2	0	0	0	2	6	2	6
CARBINE INSTRUCTOR CRSE	1	0	0	0	1	5	1	5
CAREER DEVELOPMENT SCH	0	0	2	0	2	1	2	1
CCHRS (LANS)	2519	855	42	61	3477	1,739	184	92
CHANGE AGENT SEMINAR	0	0	1	0	1	1	1	1
CHANGING PERSPECTIVES	1	0	0	0	1	2	1	2
CHECK/CREDIT CARD INV	3	0	0	0	3	9	2	6
CHEM INDUCED ROBB SEM	1	0	0	0	1	5	1	5
CHEM IRRT INTS SCHOOL	2	0	0	0	2	8	2	8
CHEM/BIO CNTRMEASURES	2	0	0	0	2	10	2	10
CHEMICAL AGENT INST	1	0	0	0	1	5	1	5
CHILD ABDUCTION INVEST	71	0	0	0	71	107	1	2
CHILD ABUSE	5	0	0	0	5	13	3	8
CHILD ABUSE INVEST	11	0	0	1	12	41	9	31
CHILD ABUSE SEMINAR	3	0	0	0	3	13	3	13
CHILD ABUSE/ABDUCTOR	2	0	0	0	2	3	1	2
CHILD MALTREATMENT	1	0	0	0	1	1	1	1
CHILD SEXUAL ABUSE	3	0	0	0	3	1	1	0
CHILD SEXUAL EXPLOITAT	1	0	0	0	1	2	1	2
CHILD VICTIM INTERVIEW	242	4	33	0	279	279	2	2
CHILD VICTIMS-INTERVWNG	9	0	0	0	9	35	6	23
CIVIL LIABILITY SEMINAR	52	0	0	0	52	108	6	13
CIVIL SVC RULES/SUPVRS	20	255	0	0	275	126	83	38
CLANDEST DRUG LAB WASTE	1	0	0	0	1	5	1	5
CLANDEST LAB SFTY CERT	7	1	0	0	8	40	6	30
CLANDESTINE LAB ANALYSIS	0	1	1	0	2	10	2	10
CLANDESTINE LAB RE-CERT	5	0	0	0	5	5	2	2
CLANDESTINE LABORATORY	5	6	0	0	11	41	9	34
CLASS B BUS CERT	0	4	0	0	4	12	1	3
CLEARs CONFERENCE	37	3	0	0	40	126	5	23
CLOSE QTR VIOL CONFRONT	3	0	0	0	3	15	1	5
CMPTRZ CLETS USR GRP CN	5	35	0	0	40	88	14	31
CNTR-TERRORISM CONF	35	0	0	0	35	87	13	32
COL WILLIAMS HOMI SEM	1	0	0	0	1	5	1	5
COLLAB SHAPING FUTURE	1	0	0	0	1	5	1	5
COMMAND COLLEGE	7	0	0	0	7	32	7	32
COMMAND INSTITUTE	1	0	0	0	1	5	1	5
COMMAND OFFICER PROGRAM	575	108	0	0	683	2,290	33	111
COMMANDPOINT - MDC	855	0	0	1	856	748	85	74
COMMERCIAL ENF TRAINING	1	0	0	0	1	10	1	10
COMMERCIAL VEH ENF	4	0	0	0	4	40	2	20

SCHOOLS -----	SWORN	CIVIL	OUT- SIDE AGCY.	RESER	TOTAL ATTD.	TOTAL STUD. DAYS	PROG. RUNS	TOTAL DAYS INST.
-----	-----	-----	-----	-----	-----	-----	-----	-----
<b>EXTERNAL PROGRAMS</b>								
COMMUNITIES IN TRANS	2	0	0	0	2	9	2	9
COMMUNITY POLICING	1	0	0	0	1	5	1	5
COMPUTER CRIME	9	0	0	0	9	40	8	36
COMPUTER FORENSICS	5	0	0	0	5	36	5	36
COMPUTER INVEST OF WEBS	15	0	0	0	15	15	3	3
CONF ON ORGANIZED CRME	1	0	0	0	1	5	1	5
CONFLICT RES/DISPUTE	1	0	0	0	1	5	1	5
CONSPIRACY INVEST	3	0	0	0	3	9	2	6
CONTROLLED SUBSTANCES	2	0	0	0	2	1	2	1
COPING SKILLS CUST SVC	0	79	0	0	79	69	6	5
COPLINK	159	23	0	0	182	137	9	7
CORE COURSE INST ORIENT	2	15	0	0	17	9	1	1
CORONER'S DEATH INVEST	2	0	0	0	2	20	2	20
COST/BUDGET ANALYSIS	0	1	0	0	1	2	1	2
COUNTER SURVEILLANC SEM	5	0	0	0	5	10	1	2
COURSE COOR TRNG SEM	1	2	0	0	3	6	2	4
COURSE COORD WORKSHOP	2	1	0	0	3	6	2	4
COURT PREP/TESTIMONY	0	2	0	0	2	6	1	3
COURTROOM EXPERT	2	0	0	0	2	4	2	4
COURTROOM TESTIMONY(TC)	0	3	0	0	3	5	2	3
COVERT AND CRISIS ENTRY	1	0	0	0	1	2	1	2
CPOA LEGAL UPDATE SEM	3	0	0	0	3	6	1	2
CPOA TRAINING CONF	3	2	0	0	5	4	3	3
CPR - COMMUNITY	184	36	1	0	221	97	8	4
CPR - PROF RESCUER	2	4	0	0	6	27	2	9
CREATING RIGHT IMAGE	3	0	0	0	3	9	1	3
CREDIBLE LEADERSHIP	16	2	0	0	18	5	11	3
CRIM INTEL ANALYST TRNG	2	0	0	0	2	27	2	27
CRIM INTELL & TERR CONF	11	0	0	0	11	22	1	2
CRIM INTELL DATA ANLY	1	0	0	0	1	10	1	10
CRIM PERSONALITY PROF	3	1	0	0	4	7	1	2
CRIME ANALYSIS	18	5	0	0	23	92	6	24
CRIME ANALYSIS CONF	1	0	0	0	1	2	1	2
CRIME ANALYSIS IMPL	0	0	1	0	1	2	1	2
CRIME PREV THRU ENVIRON	5	0	0	0	5	15	2	6
CRIME PREVENTION CONF	1	0	0	0	1	5	1	5
CRIME PREVENTION WRKSHP	1	0	0	0	1	2	1	2
CRIME SCENE INVEST	19	6	0	1	26	95	5	18
CRIME-FREE RNTL HOUSING	1	0	0	0	1	1	1	1
CRIMES AGNST CHILDREN	1	0	0	0	1	3	1	3
CRIMINAL INTELL SYSTEMS	1	0	0	0	1	1	1	1
CRIMINAL INTELL TRNG	2	2	0	0	4	8	1	2
CRIMINAL INVEST ANLYS	0	1	0	0	1	3	1	3
CRIMINAL JUSTICE	0	0	0	2	2	1	2	1
CRISIS COMM & MEDIA	15	0	0	0	15	65	10	43
CRISIS COMM-ADV	2	0	0	0	2	9	2	9
CRISIS INTERVENTION	23	0	0	0	23	12	1	1
CRISIS INTERVENTN TEAM	116	2	0	0	118	590	5	25
CRISIS MANAGEMENT SEM	0	1	0	0	1	2	1	2
CRISIS NEGOT INTERM	53	12	25	0	90	450	2	10
CRISIS NEGOT TEAM TRNG	2	0	0	0	2	8	2	8

SCHOOLS -----	SWORN	CIVIL	OUT- SIDE AGCY.	RESER	TOTAL ATTD.	TOTAL STUD. DAYS	PROG. RUNS	TOTAL DAYS INST.
-----	-----	-----	-----	-----	-----	-----	-----	-----
EXTERNAL PROGRAMS								
CRISIS NEGOT TRNG/ADV	2	0	0	0	2	8	2	8
CRISIS NEGOTIATION TEAM	1	0	0	0	1	5	1	5
CRISIS NEGOTIATIONS	70	0	29	0	99	495	2	10
CRISIS NEGOTIATIONS ADV	210	39	7	0	256	256	8	8
CRISIS RESP TEAM TRNG	1	0	0	0	1	5	1	5
CRIT INCID INVEST UPDT	59	9	0	0	68	71	3	3
CRITICAL INCIDENT RESP	3	0	1	0	4	13	4	13
CRM&INTELLIGENCE ANALYS	1	0	0	0	1	17	1	17
CROWD MGMT&CIV DISOBED1	18	13	0	0	31	8	20	5
CROWD MGMT&CIV DISOBED2	17	7	0	0	24	6	14	4
CRTROOM TESTIMONY TECH	0	17	0	0	17	23	3	4
CSJOA TRAINING CONF	3	0	0	0	3	8	1	3
CUL.DIV.TOOL-FOR TOLRN2	9024	19	20	66	9129	7,948	231	201
CULTURAL AWARENESS	1	9	0	0	10	8	2	2
CULTURAL DIVERSITY	224	114	1	7	346	311	51	46
CURRENT ISSUES IN EMPL	0	18	0	0	18	9	1	1
CUSTODY INCNT CMDR SCH	20	14	0	0	34	170	11	55
CUSTODY TRN OFCR SCH	2	0	0	0	2	6	1	3
CUSTOMER FIRST THINKING	1	118	0	0	119	77	31	20
DARE - NON-ENG SPKNG	0	0	1	0	1	1	1	1
DARE TRAINING OF TRNRS	1	0	0	0	1	4	1	4
DATA ANALYST	5	0	0	0	5	16	3	10
DEAF/HARD OF HRNG TRNG	77	14	0	0	91	11	2	0
DEALING W/DIFFICULT PEO	3	1	0	0	4	4	3	3
DEATH INVESTIGATIONS	2	0	0	0	2	4	1	2
DEATH NOTIFICATION SEM	3	0	0	0	3	3	1	1
DEL CNTL INSTITUTE USC	5	0	0	0	5	150	3	90
DELINQUENCY CNTL INST	10	0	0	0	10	300	5	150
DEPT OF HOMLND SECURITY	37	0	0	0	37	78	28	59
DEPUTY LDRSHIP INSTITUT	9	2	1	0	12	35	12	35
DETECTIVE OPS/PATROL	156	0	0	7	163	204	9	11
DEV IMAGE/SUCCESSFUL WM	1	0	0	0	1	1	1	1
DEV SUPERVISORY SKILLS	8	0	0	1	9	18	2	4
DEVELOP DIS/MENTAL ILL	2	0	0	0	2	4	2	4
DIGITAL IMAGING	1	2	0	0	3	23	3	23
DIGNITARY PROTECTION	4	0	0	0	4	18	3	14
DIGNITARY PROTECTION SM	5	0	0	0	5	26	4	21
DIGNITARY SECURITY	51	0	0	0	51	157	7	29
DIRECT REPORT RETREAT	9	2	0	0	11	22	1	2
DISASTER PLANNING	6	0	0	0	6	20	3	10
DISPATCHER SEXUAL ASSLT	0	31	0	0	31	31	1	1
DISPTCHR:CRISIS COMMUNI	72	32	1	0	105	26	34	9
DIV/AREA DIRECTD TRNG	25	1	0	0	26	29	21	24
DIVERSION INV TRAINING	1	0	0	0	1	3	1	3
DOING STRATEGIC PLNG	1	0	0	0	1	5	1	5
DOJ TRAINING SEMINAR	0	2	0	0	2	1	1	1
DOM VIOL/SEX ASSLT INV	438	4	26	0	468	2,340	20	100
DOM VIOL/TELECOMM	0	5	0	0	5	5	1	1
DOMESTIC TERRORISM	0	1	0	0	1	2	1	2
DOMESTIC VIOLENCE	5	0	0	0	5	10	2	4
DOMINANT AGGRESSOR TRNG	102	0	0	0	102	102	2	2

SCHOOLS -----	SWORN	CIVIL	OUT- SIDE AGCY.	RESER	TOTAL ATTD.	TOTAL STUD. DAYS	PROG. RUNS	TOTAL DAYS INST.
-----	-----	-----	-----	-----	-----	-----	-----	-----
EXTERNAL PROGRAMS								
DOMSTC TERR PREPARDNESS	0	0	1	0	1	0	1	0
DRIVER AWARE TRNG	1	0	0	1	2	2	2	2
DRIVER INSTRUCTOR CRSE	8	0	0	0	8	40	2	10
DRIVING UNDER INFLUENCE	13	0	0	0	13	15	8	9
DRUG AND ALCH ABUSE	0	0	0	1	1	1	1	1
DRUG ASSET FREFEIT CMDR	1	0	0	0	1	3	1	3
DRUG ENF ADMIN TRING	3	0	0	0	3	25	3	25
DRUG EVAL/CLASS PROGRAM	1	0	1	0	2	10	2	10
DRUG FREE ENVIRONMENT	15	0	0	0	15	9	1	1
DRUG ID AND THE LAW	85	0	0	0	85	103	27	33
DRUG INFLNCE & AWARENES	17	5	0	0	22	6	9	2
DRUG INFLUENCE - 11550	13	0	0	0	13	33	3	8
DRUG INTELL ANALYSIS	2	0	0	0	2	10	1	5
DRUG RECOG & INVEST(TC)	0	8	0	0	8	8	4	4
DRUG TRAINING-11532 HS	406	0	0	0	406	149	17	6
DSGN,OPS,MAINT BUILDING	2	2	0	0	4	16	2	8
DSPTCR"BRIDGE" S#I	0	323	0	0	323	323	14	14
DSPTCR"BRIDGE" S#II	0	307	0	0	307	307	13	13
DSPTCR"BRIDGE" S#III	0	150	0	0	150	150	8	8
DSPTCR"BRIDGE" S#IV	0	124	0	0	124	124	6	6
EARTHQUAKE EMERG MGMT	26	0	0	0	26	130	15	75
EARTHQUAKE MGMT COURSE	4	0	0	0	4	19	3	14
ECON CRIME INVEST	2	0	0	0	2	9	2	9
ECONOMIC CRIME INVEST	1	0	0	0	1	5	1	5
EDUC AND TRNG WORKSHOP	1	0	0	0	1	43	1	43
EFF COMM SKILLS	2	0	0	0	2	0	2	0
EFF ON THE JOB TRNG	3	10	0	0	13	7	5	3
ELDER ABUSE	9	0	0	0	9	22	5	12
ELECT SURV CRSE/WIRETAP	492	15	1	0	508	495	29	28
ELECT/PROJECTILE WEAPNS	31	12	0	0	43	11	16	4
ELECTRONIC SURVEILLANCE	89	1	0	0	90	150	6	10
ELECTRONIC WEAPONS INST	1	0	0	0	1	2	1	2
ELEMENTS OF DESIGN III	0	0	0	1	1	1	1	1
EMER RES TERR BAS CNCPT	1	0	0	0	1	4	1	4
EMERG MANAGEMENT USA	2	0	0	0	2	8	1	4
EMERG MED TECH 1A REFSA	1	0	0	0	1	4	1	4
EMERG MED TECHNICIAN 1	6	0	0	0	6	31	6	31
EMERG PROGRAM MANAGER	2	0	0	0	2	2	2	2
EMERG RESP TERR SLF-STD	1	0	0	0	1	1	1	1
EMERG VEH OPERATOR CRSE	1	0	0	0	1	5	1	5
EMERG VEH RESPONSE TRNR	1	0	0	0	1	5	1	5
EMERGENCY MED TECH 1 NA	1	0	0	0	1	0	1	0
EMERGENCY MNGMT INST	70	1	0	0	71	49	67	47
EMERGENCY PLANNING/MGT	6	0	0	0	6	3	3	2
EMGNCY FIRST RESPONDERS	2	0	0	0	2	10	2	10
EMGY PREPAREDNESS SEM	4	0	0	0	4	7	4	7
EMP DISC LAW SEMINARS	0	5	0	0	5	5	1	1
EMP DISC/PERS LAW SEM	0	1	0	0	1	2	1	2
EMP SUP OF GUARD & RES	5	0	0	0	5	7	3	4
EMPL BENEFITS CONF	1	0	0	0	1	3	1	3
EMPLOYEE ATTITUDE PROBS	0	1	0	0	1	1	1	1



SCHOOLS -----	SWORN	CIVIL	OUT- SIDE AGCY.	RESER	TOTAL ATTD.	TOTAL STUD. DAYS	PROG. RUNS	TOTAL DAYS INST.
-----	-----	-----	-----	-----	-----	-----	-----	-----
EXTERNAL PROGRAMS								
ENFMNT OF ENVRNMNTL LAW	9	47	0	2	58	15	27	7
ENHANCED FIREARMS	0	8	0	64	72	459	4	26
ENHNCING PUB/PRI PRTR	3	0	0	0	3	11	3	11
EOC DESIGN AND FUNCTION	0	1	0	0	1	3	1	3
ERGONOMICS TRAINING	0	431	0	0	431	159	19	7
ETHICAL ISSUES LAW ENF	48	0	0	0	48	86	8	14
ETHICAL USE OF FORCE	4	11	0	2	17	4	17	4
ETHICS IN LAW ENF (TC)	3	0	1	0	4	8	4	8
ETHICS TRNG FOR CMD STF	137	0	0	0	137	137	2	2
ETHICS/INTEG FACILITATR	3	0	0	0	3	9	3	9
EURASIAN ORGANIZED CRME	15	0	0	0	15	428	1	29
EXCEL '97	7	15	0	0	22	220	1	10
EXCEL 2000	0	34	0	0	34	24	19	14
EXCEL 2007	0	3	0	0	3	3	3	3
EXEC DEVELOPMENT COURSE	2	0	0	0	2	10	2	10
EXEC MEDIA RESP TRNG	1	0	0	0	1	14	1	14
EXPLOSIVE K-9 TRAINING	5	0	0	0	5	134	4	107
EXPLOSIVE K-9 TRNG	3	0	0	0	3	34	3	34
EXPLOSIVES TRAINING	6	0	0	1	7	19	6	17
EXTRADITION PROCEDURES	1	0	0	1	2	1	2	1
EXTREMIST/TERR THREATS	1	0	0	0	1	3	1	3
FACILITATION SKILLS	14	0	0	0	14	49	2	7
FAIRNESS IN EMP TESTING	0	3	0	0	3	6	2	4
FBI FIREARM INST	12	0	0	0	12	60	1	5
FBI HAZARDOUS DEVICES	3	0	0	0	3	15	1	5
FBI INSTRUCTORS COURSE	1	0	0	0	1	5	1	5
FBI NATIONAL ACADEMY	23	0	0	0	23	750	21	685
FBI NATIONAL LAW INST	1	0	0	0	1	10	1	10
FBI POST BLAST INV	40	0	0	0	40	196	8	39
FBI REG BOMB TECH SEM	3	0	0	0	3	15	1	5
FBI TRAINING SCHOOL	3	0	0	0	3	2	3	2
FBI TRAINING SESSION	1	0	0	0	1	5	1	5
FBINAA CONFERENCE	2	0	0	0	2	4	2	4
FED EMERG MNGMNT AGNCY	12	0	0	0	12	7	10	6
FIELD TRNG OFCR WRKSHOP	42	0	0	0	42	11	1	0
FINANCIAL FRAUD SEM	1	0	0	0	1	5	1	5
FINANCIAL INV TECH	2	0	0	0	2	6	1	3
FINANCIAL INVESTIGATION	15	0	0	0	15	64	8	34
FINGERPRINT, ADV LATENT	0	27	0	0	27	108	2	8
FINGERPRINTS	0	30	0	0	30	101	11	37
FIRARMS&TOOLMRKS INT I	1	0	0	0	1	5	1	5
FIRE INVESTIGATION	8	1	0	0	9	36	3	12
FIREARM PROFICIENCY	1	0	0	0	1	5	1	5
FIREARM SAFETY-LAB INV	2	0	0	0	2	6	2	6
FIREARMS CONFERENCE	105	0	0	0	105	46	4	2
FIREARMS ENFORCEMENT	10	0	0	0	10	10	1	1
FIREARMS INST SCHOOL	1	0	0	0	1	5	1	5
FIREARMS INST. COURSE	15	0	0	0	15	84	7	39
FIREARMS INVEST TRNG	1	0	0	0	1	1	1	1
FIREARMS REMED TRAINING	15	2	0	0	17	5	14	4
FIREARMS TACT ADV	3004	5	3	5	3017	2,505	87	72

SCHOOLS -----	SWORN	CIVIL	OUT- SIDE AGCY.	RESER	TOTAL ATTD.	TOTAL STUD. DAYS	PROG. RUNS	TOTAL DAYS INST.
-----	-----	-----	-----	-----	-----	-----	-----	-----
EXTERNAL PROGRAMS								
FIREARMS TACT HANDGUN	20	0	0	0	20	18	2	2
FIREARMS TRAFFICKING	1	0	0	0	1	4	1	4
FIREARMS UDPATE	0	0	0	23	23	12	2	1
FIREARMS/AMBUSH TACT	26	0	0	0	26	7	1	0
FIRST AID & CPR/MEDICAL	7	105	0	0	112	87	29	23
FIRST AID/CPR	6	26	0	0	32	21	29	19
FIRST AID/CPR INST CRSE	2	0	0	0	2	8	2	8
FIRST RESPONDER AWARE	2	0	0	0	2	5	2	5
FLIGHT INST RENEWAL	5	0	0	0	5	10	1	2
FLIGHT REFRESHER COURSE	1	0	0	0	1	2	1	2
FLSA WORKSHOP	105	30	0	0	135	135	3	3
FORC OPTN INSTRCTR CRSE	18	0	0	0	18	90	5	25
FORCE PROT OPS CSTI TRN	1	0	0	0	1	4	1	4
FORENSC TRAINNG SEMINAR	8	25	0	0	33	98	12	36
FORENSIC TECH (TC)	0	1	0	0	1	2	1	2
FORKLIFT SAFETY TRNG	22	0	0	0	22	17	1	1
FOUNDATN OF INTEL ANALY	21	2	0	1	24	120	1	5
FRAUD SEMINAR	7	1	0	0	8	22	5	14
FRAUD TRAINING	1	0	0	0	1	3	1	3
FRAUD/FORGERY INV	1	0	0	0	1	5	1	5
FRST ANN TRNG MNGR SYMP	1	0	0	0	1	0	1	0
FUNDAMENTAL OF ADVOCACY	0	1	0	0	1	2	1	2
GANG AWARENESS UPDATE	23	310	0	0	333	323	17	17
GANG INTERDICTION NET	0	0	1	0	1	1	1	1
GANG INVESTIGATION SEM	19	1	0	0	20	80	4	16
GANG MEMBR:HIDDN THREAT	56	62	0	1	119	29	57	14
GANGS AND SUBCULTURES	14	0	0	0	14	70	7	35
GANGS/CAL-GANG CMPTR	40	1	1	0	42	72	7	12
GETTING THE WORD OUT	0	0	0	1	1	4	1	4
GIVE EXCEPT CUST SRVC	1	0	0	0	1	1	1	1
GRANT PROPOSAL WRITING	0	1	0	0	1	2	1	2
GRD CROSSING COLL INV	2	0	0	0	2	2	1	1
GRIVNCS/DISC LAW ENF	0	1	0	0	1	2	1	2
H.A.T.E COMPUTER COURSE	18	0	0	0	18	36	2	4
HANDGUN SURVIVAL	21	0	0	0	21	105	1	5
HANDWRITING EXAMINATION	0	1	0	0	1	5	1	5
HATE CRIMES	2	0	0	0	2	1	2	1
HAZ DEV RECERT COURSE	7	0	0	0	7	35	6	30
HAZ MAT COURSE:INC CMDR	3	0	0	0	3	15	3	15
HAZ MAT CRS: TECH/SPEC	4	0	0	0	4	20	4	20
HAZ MAT FIRST RESPONDER	5	0	0	0	5	10	5	10
HAZ MAT INC CMDR:NUCLR	2	0	0	0	2	4	2	4
HAZ MAT IND TECH TRNG	1	0	0	0	1	5	1	5
HAZ MAT INS TECH/SPC 1C	1	0	0	0	1	5	1	5
HAZ MAT INS TECH/SPC 1D	1	0	0	0	1	5	1	5
HAZ MAT INST CERT	2	0	0	0	2	10	1	5
HAZ MAT/WASTE TRANSPORT	1	0	0	0	1	2	1	2
HAZ MATERIALS SAMPLING	1	0	0	0	1	3	1	3
HAZ WASTE OPER/EMERG	1	0	0	0	1	5	1	5
HAZ. MAT. INSTRUCTOR	2	0	0	0	2	4	1	2
HAZARDOUS DEVICES CRSE	29	0	0	0	29	342	21	248

SCHOOLS -----	SWORN	CIVIL	OUT- SIDE AGCY.	RESER	TOTAL ATTD.	TOTAL STUD. DAYS	PROG. RUNS	TOTAL DAYS INST.
-----	-----	-----	-----	-----	-----	-----	-----	-----
EXTERNAL PROGRAMS								
HAZARDOUS MATERIAL CLAS	4	0	0	0	4	2	1	1
HAZARDOUS MATERIAL SPEC	3	0	0	0	3	15	3	15
HAZARDOUS MATERIALS	20	0	0	0	20	57	9	26
HAZMAT AWARENESS REFR	31	0	0	0	31	16	13	7
HAZRD MATERLS TECHNICH	22	0	0	0	22	102	11	51
HEAVY EQUIP THEFT INV	1	0	0	0	1	1	1	1
HELICOPTER PILOT COURSE	1	0	0	0	1	1	1	1
HEMA MASKING TECHNIQUES	3	0	0	0	3	0	1	0
HOBLE TRAINING	4	11	0	0	15	6	3	1
HOMELAND SECURITY	2	0	0	0	2	10	1	5
HOMICIDE COLD CASE INV	1	0	0	0	1	3	1	3
HOMICIDE INVESTIGATION	12	0	0	0	12	55	7	32
HOMICIDE INVESTIGATIONS	297	3	35	0	335	1,811	25	171
HOMICIDE/DEATH INVEST	171	0	0	0	171	1,673	23	225
HOMICIDE/VIOLENT CRIMES	2	0	0	0	2	8	1	4
HOSTAGE NEGOTIATIONS	40	0	0	0	40	136	5	17
HOUSING AUTHORITY OT TR	367	0	0	0	367	126	80	28
HOW TO DEV/ADMIN A BDGT	0	1	0	0	1	1	1	1
HOW TO HNDLE DIFF PEOP	1	0	0	0	1	1	1	1
HOW TO SOLVE COMM PROB	0	47	7	0	54	41	2	2
HOW TO TRAIN/ORIENT EMP	13	0	0	2	15	15	5	5
HUMAN REL SKILL PROGRAM	1	0	0	0	1	5	1	5
HUMAN TRAFFICKING	4	2	0	0	6	16	5	13
IACP ADV BRD/DDLY FRC	1	0	0	0	1	3	1	3
IBI TOP GUN SCHOOL	16	2	0	0	18	51	6	17
ICI CORE COURSE	5	0	0	0	5	15	5	15
ICI INSTRUCTR COURSE II	13	3	0	0	16	32	5	10
ID SEMINAR - GENERAL	1	6	0	0	7	18	2	5
IDENT COUNTERFEIT DVD	2	0	0	0	2	0	1	0
IDENTITY THEFT	35	1	0	0	36	151	15	63
ILLEGAL ANIMAL FIGHTING	253	0	0	0	253	253	2	2
ILLEGAL STREET RACING	64	15	0	8	87	22	38	10
INCAS CURSE	0	1	0	0	1	5	1	5
INCDNT CMD SYS/TRN-TRNR	1	0	0	0	1	5	1	5
INCIDENT COMMAND TRN	3	0	0	0	3	8	3	8
INCIDENT RESPONSE OPER	2	0	0	0	2	8	2	8
INCIDENT SUPERVISION	2	2	0	0	4	1	4	1
INCIDNT MNGMNT	1	0	0	0	1	1	1	1
INFANT DEATH SYNDROME	33	0	0	0	33	90	8	22
INFRMNT DEV AND MAINT	2	0	0	0	2	6	1	3
INSIGHT INTO MNGMT	1	0	0	0	1	3	1	3
INST CRIM INV CORE CRS	9	0	0	3	12	61	5	26
INST CRIMINAL INVEST	499	2	191	1	693	6,944	30	301
INST. CRIM INVEST UPDT	47	6	6	0	59	153	10	26
INSTR DEV SYMPOSIUM	69	5	0	0	74	148	2	4
INT ASSOC CREDIT CARD	1	0	0	0	1	3	1	3
INT ASSOC/AUTO THFT INV	2	0	0	0	2	8	2	8
INT TER IN THE DECADES	3	4	0	0	7	14	1	2
INTEGRITY WORKSHOP	1	0	0	0	1	3	1	3
INTELL BASIC ELEMENT	1	1	0	0	2	9	2	9
INTELL DATA ANALYSIS	4	0	0	0	4	29	3	22

SCHOOLS -----	SWORN	CIVIL	OUT- SIDE AGCY.	RESER	TOTAL ATTD.	TOTAL STUD. DAYS	PROG. RUNS	TOTAL DAYS INST.
-----	-----	-----	-----	-----	-----	-----	-----	-----
EXTERNAL PROGRAMS								
INTELL/COMBATING TERROR	0	0	2	0	2	1	2	1
INTER TECH/APPLICANTS	1	0	0	0	1	0	1	0
INTERCEPT OF WIRE COMM	11	0	0	0	11	11	5	5
INTERMEDIATE COL INVEST	14	0	0	0	14	80	7	40
INTERNAL AFFAIRS CONF	196	5	4	0	205	167	8	7
INTERNET CHILD ABUSE	43	2	0	0	45	34	2	2
INTERNET CRIME INVEST	7	0	0	0	7	19	7	19
INTERNET CRIME INVESTIG	2	0	0	0	2	14	2	14
INTERNET OUTREACH	1	0	0	0	1	1	1	1
INTERNET PREDATORS	1	0	0	0	1	2	1	2
INTEROGTN & INTERV TECH	13	0	0	0	13	59	11	50
INTERPRETATION INFRA-RE	0	2	0	0	2	6	2	6
INTERROG TECHNIQUES	28	0	0	0	28	7	2	1
INTERROGATION & MIRANDA	25	0	0	0	25	25	1	1
INTERROGATION TECHNIQUE	33	3	0	2	38	10	17	4
INTERVIEW PREPARATION	0	1	0	0	1	2	1	2
INTERVIEW TECHNIQUES	12	52	0	2	66	17	45	11
INTERVIEWING 4 RESULTS	19	10	0	0	29	58	1	2
INTL ASSOC AIRPORT SEC	0	10	0	0	10	46	2	9
INTL ASSOC FORENSIC SCI	0	1	0	0	1	5	1	5
INTL SYMP ON TERRORISM	1	0	0	0	1	0	1	0
INTNL ASSOC C O P CONFR	25	0	0	1	26	62	17	40
INTNL ASSOC FOR ID CONF	0	53	0	0	53	212	16	64
INTNTNL TERRORISM SEM	3	0	0	0	3	12	1	4
INTOXIMETER 3000 DFC	1	3	0	0	4	12	3	9
INTRNT CRMS AGNST CHILD	7	0	0	0	7	30	7	30
INTRO TO ARC-INFO	0	2	0	0	2	10	1	5
INTRO TO CRIME ANALYSIS	3	25	0	0	28	46	3	5
INTRUSION DETECTION	1	0	0	0	1	6	1	6
INTRVW AND INTERR	109	0	11	1	121	438	21	76
INV SEXUAL HARASSMENT	1	0	0	0	1	0	1	0
INVEST ANIMAL CRUELTY	1	0	0	0	1	0	1	0
INVEST REPORT WRITING	1	0	0	10	11	2	5	1
JAIL INTELL GATHERING	1	38	0	0	39	39	7	7
JUSTICE PLURALISTIC SOC	15	0	0	0	15	9	1	1
JUV PROCEDURES, DCI	21	0	0	0	21	630	7	210
JUVENILE LAW ENFRCEMNT	828	4	24	1	857	3,448	42	169
K-9 NARCOTIC DET	14	0	0	0	14	28	2	4
K-9 UNIT	5	0	0	0	5	20	4	16
KID IN PERIL EXPLOITATN	30	10	0	0	40	10	16	4
KID IN PERL MISSNG CHLD	3	234	0	0	237	59	61	15
LABOR DISPUTE TRAINING	3	0	0	0	3	6	1	2
LABOR RELATIONS COURSE	2	0	0	0	2	5	2	5
LAPPL CONFERENCE	1	0	0	0	1	2	1	2
LASER FIREARMS TRAINING	3	1	0	0	4	5	2	4
LASER OPERATOR	4	0	0	0	4	14	2	7
LASERFICHE INST TRNG	2	0	0	0	2	4	1	2
LATENT PRINT COMPARISNS	0	5	0	0	5	25	1	5
LATENT PRINTS	37	18	0	0	55	144	6	16
LAW ENF ARMEROR SCH	1	1	0	0	2	10	2	10
LAW ENF COMMAND COL	1	0	0	0	1	3	1	3

SCHOOLS -----	SWORN	CIVIL	OUT- SIDE AGCY.	RESER	TOTAL ATTD.	TOTAL STUD. DAYS	PROG. RUNS	TOTAL DAYS INST.
-----	-----	-----	-----	-----	-----	-----	-----	-----
EXTERNAL PROGRAMS								
LAW ENF FIRST AID/CPR	4	0	0	1	5	7	5	7
LAW ENF FLYING ARMED	4	0	0	0	4	2	1	1
LAW ENF IN THE 1990'S	1	0	0	0	1	2	1	2
LAW ENF INTELL	2	1	0	0	3	7	3	7
LAW ENF NEWS MEDIA REL	7	0	0	0	7	2	2	1
LAW ENF OFCRS FLY ARMED	5	0	0	0	5	1	2	1
LAW ENF PHOTOGRAPHY	15	0	0	0	15	30	3	6
LAW ENF SPANISH TRNG	25	0	0	0	25	35	10	14
LAW ENFCMNT RESP TERR	5	0	0	0	5	20	2	8
LAW ENFORCEMENT/ETHICS	2	0	0	0	2	2	1	1
LAWS OF EVIDENCE	1	0	0	0	1	0	1	0
LDRSHP STYLES AND SKLS	1	13	0	0	14	11	2	2
LDRSHP 21ST CENTURY	539	81	0	0	620	620	14	14
LDRSHP 4 CORRECTNS-SOC	10	243	0	0	253	127	14	7
LEADERSHIP EMP REL	72	23	0	0	95	190	4	8
LEADERSHIP TRAINING SEM	136	57	0	0	193	558	38	110
LEAS LONG GUNS	0	1	0	0	1	5	1	5
LEGAL EDUCATION UPDATE	376	12	0	0	388	1,483	28	107
LEGAL ISSUE AFF LAW ENF	0	5	0	0	5	4	1	1
LEGAL UPDATE	246	3	0	0	249	720	24	69
LEGISLATIVE UPDATE SEM	3	0	0	0	3	2	3	2
LEGISLATIVE UPDT SEM	9	1	0	0	10	9	5	4
LEIU NATIONAL TRNG SEM	2	0	0	0	2	10	2	10
LESS LETH MUNITIONS	18	0	0	0	18	23	1	1
LESS LETHAL MUNITIONS	36	0	0	0	36	18	1	1
LETHL/LESS LETHL FORCE	1	0	0	0	1	2	1	2
LIFESAVERS CONFERENCE	1	0	0	0	1	3	1	3
LOITERING FOR PROSTITUT	19	0	0	0	19	2	1	0
LRNERS FIRST:FACLTATION	38	0	0	0	38	10	15	4
LW ENFMNT RESP TO HMLES	117	38	3	0	158	56	54	19
M-16/AR-15 WPNS SYSTEM	1	0	0	0	1	3	1	3
MAJOR ASSAULT CRIMES	1	0	0	0	1	5	1	5
MAKING MORE PWRFL PRES	1	0	0	0	1	3	1	3
MANAGEMENT COURSE	6	0	1	0	7	75	7	75
MANAGING INTERNAL AUDIT	2	1	0	0	3	6	1	2
MANAGING MULTIPLE PROJ	0	1	0	0	1	1	1	1
MANAGING SUST OPS	1	0	0	0	1	5	1	5
MARIJUANA INDOOR GROW	37	0	0	0	37	74	4	8
MASTERING MS ACCESS	1	6	0	0	7	7	7	7
MENTAL EVALUATION TRNG	1	0	0	0	1	5	1	5
MENTAL ILL FST RESP	79	4	0	0	83	166	1	2
MENTAL ILLNESS	17	0	0	0	17	10	3	2
MENTALLY ILL PERSONS	2	0	0	0	2	2	1	1
MICROCMPTR ASSIST T A	0	1	0	0	1	1	1	1
MICROCOMPUTERS SEIZURE	1	0	0	0	1	3	1	3
MICROSOFT ACCESS BASICS	28	41	0	0	69	112	8	13
MICROSOFT OFFICE	0	3	0	0	3	3	3	3
MITIGATION AND RECOVERY	1	0	0	0	1	0	1	0
MNGMNT AND LEADERSHIP	0	1	0	0	1	2	1	2
MNGNG MULTI PRIORITIES	0	1	0	0	1	1	1	1
MOBILE FIELD FORCE	3144	0	53	3	3200	622	45	9

SCHOOLS -----	SWORN	CIVIL	OUT- SIDE AGCY.	RESER	TOTAL ATTD.	TOTAL STUD. DAYS	PROG. RUNS	TOTAL DAYS INST.
-----	-----	-----	-----	-----	-----	-----	-----	-----
<b>EXTERNAL PROGRAMS</b>								
MONEY TRACING	1	0	0	0	1	2	1	2
MOTORCYCLE DYNAMICS	1	0	0	0	1	2	1	2
MSTR INST DEVLOP PRGM	8	0	0	0	8	63	7	55
N/W-S/W BI-ZONE TRNG	1	0	0	0	1	0	1	0
NARCOTIC ENFORCEMENT	4	0	0	0	4	4	4	4
NARCOTIC TRNG SEMINAR	1	0	0	0	1	1	1	1
NARCOTICS ENF TRAINING	1	0	0	0	1	1	1	1
NARCOTICS INVEST	1	0	0	0	1	10	1	10
NARCOTICS INVESTIGATION	691	0	14	0	705	3,379	37	177
NARCOTICS-TACT SRCH WAR	1	0	0	0	1	1	1	1
NAT INTEG BALLISTIC INF	2	1	0	0	3	15	2	10
NAT LABOR-MNGMNT CONF	3	0	0	0	3	4	3	4
NAT ORG FOR VICT ASST	2	0	0	0	2	2	2	2
NAT PARK RANGER COURSE	1	0	0	0	1	110	1	110
NAT POL BLOODHOUND ASSC	2	0	0	0	2	10	1	5
NAT TECH INVEST ASSOC	1	0	0	0	1	5	1	5
NATIONAL BUDGETING CONF	0	1	0	0	1	2	1	2
NATIONAL CONF-DOM VIOL	2	0	0	0	2	4	1	2
NATIONL ASIAN PEACE OFR	2	0	0	0	2	10	2	10
NEGOTIATING LBR AGRMNTS	1	0	0	0	1	2	1	2
NERVE AGENTS	1	0	0	0	1	0	1	0
NET COMM FOR LAW ENF	180	617	27	4	828	1,594	52	100
NEW HORIZONS COMP LEARN	0	6	0	0	6	6	2	2
NIMS/SEMS TRNR RESP PER	3	0	0	0	3	9	2	6
NRA LAW ENF RIFLE INST	1	0	0	0	1	6	1	6
NTNL ASSOC BRDCSTRS CON	1	0	0	0	1	4	1	4
OBSCENITY INV PROS SEM	1	0	0	0	1	3	1	3
OCCULT CRIMES	1	0	0	0	1	1	1	1
OCCUPANT KINEMATICS	2	0	0	0	2	4	1	2
OFCR INV SHOOTING SEM	3	0	0	0	3	5	3	5
OFCR INVOLVED SHOOTING	50	0	0	0	50	211	19	80
OFCR SAFETY/FIELD TACT	20	0	0	0	20	100	12	60
OFCR SAFETY/FLD TACTS	16	0	0	0	16	80	10	50
OFCR SFTY & SURVIVAL	1	0	0	0	1	1	1	1
OFCR SFTY/FIELD TACTICS	18	0	0	0	18	5	10	3
OFF INV SHOOT-SUPV/MGM	1	0	0	0	1	5	1	5
OFF ROAD COURSE	22	0	0	0	22	22	1	1
OFFICE ADMIN	0	103	0	0	103	92	47	42
OFFICER INV SHOOTING	125	0	0	1	126	391	10	31
OFFICER RAPID DEPLY	5673	2	85	36	5796	5,796	26	26
OFFICER SAFETY SEMINAR	6	0	0	0	6	18	1	3
OH-58 PILOT GROUND TRNG	5	0	0	0	5	20	2	8
OMBUDSMAN #101	3	0	0	0	3	8	2	5
ONLINE CHILD EXPLOIT	1	0	0	0	1	5	1	5
ORG CRIME/CRIM INTELL	9	0	0	0	9	17	4	8
ORION MAPSTAR TRAINING	0	318	0	0	318	170	14	8
OUTLAW MTRCYCL GANG SEM	3	0	0	0	3	15	1	5
OUTSIDE TRAINING	2781	383	20	24	3208	10,035	1263	4,072
PAROLE LEADS COMP SYS	31	0	0	0	31	8	4	1
PAROLEE CONTACTS	6	0	0	0	6	8	6	8
PBLC RC ACT/SCE OF INFO	2	7	0	0	9	14	7	11

SCHOOLS -----	SWORN	CIVIL	OUT- SIDE AGCY.	RESER	TOTAL ATTD.	TOTAL STUD. DAYS	PROG. RUNS	TOTAL DAYS INST.
-----	-----	-----	-----	-----	-----	-----	-----	-----
EXTERNAL PROGRAMS								
PC 832 PROCT TRN A & C	11	0	0	0	11	4	1	0
PC 832 PROCT TRN ADMIN	10	0	0	0	10	4	1	0
PC 832 PROCTOR TRNG FA	10	0	0	0	10	1	1	0
PEACE OFFICER ASSOC	1	0	0	0	1	1	1	1
PED/BIKE ACCID RECONST	0	1	0	1	2	6	1	3
PENAL AND VEHICLE CODES	0	0	0	1	1	1	1	1
PERS PROTECTIVE EQUIP	8128	6	0	119	8253	1,988	150	36
PHYSICAL FITNESS SPCL	2	0	0	0	2	10	1	5
PHYSICAL TRAINING INSTR	4	0	0	0	4	12	2	6
PITCHESS MOTION	0	4	0	0	4	3	2	1
PLN CLTHS OFCR SAFETY	82	1	0	0	83	42	5	3
PLNCLTHS/UNDRCLR FIRE	30	0	0	0	30	120	1	4
POL DEF HANDGUN COURSE	0	0	1	0	1	4	1	4
POL INNOVATION NETWORK	7	0	0	0	7	6	3	3
POL LIA TRND 4 21ST CNT	2	0	0	0	2	2	2	2
POL MISCONDUCT CLAIMS	1	0	0	0	1	1	1	1
POLICE CHIEFS ASSOC	3	0	0	0	3	8	3	8
POLICE CIVIL LIABILITY	2	0	0	0	2	4	2	4
POLICE MANAGEMENT SEM	2	1	0	0	3	27	2	18
POLYGRAPH CNTRMSURE SEM	1	4	0	0	5	19	3	12
POLYGRAPH EXAM CONF	3	7	0	0	10	84	9	76
POST BLAST INV SCHOOL	11	2	0	0	13	62	9	43
POST LEADERSHIP/ACCOUNT	1	0	0	0	1	2	1	2
POST MANAGEMENT COURSE	245	0	0	0	245	1,102	141	634
POST MASTER INST COURSE	1	0	0	0	1	3	1	3
POST MGMT SEMINAR	67	0	0	0	67	292	39	170
POST SPECIAL SEMINAR	113	23	0	1	137	376	45	124
POST TECH TRNG SEM	1	0	0	0	1	2	1	2
POST TRAUMA STRESS DIS	0	1	0	0	1	1	1	1
POSTPARTUM PSYCHOSIS	1	0	0	0	1	0	1	0
PRACT TESTING/EDITING	2	0	0	0	2	1	1	0
PRELIMINARY ALCOHOL SCR	30	0	0	0	30	8	1	0
PRESENTATION TECHNIQUES	2	6	0	0	8	10	6	8
PRESERVATION OF EVID	0	0	0	2	2	2	1	1
PREV-DETRNC TERRST ACTS	1	0	0	0	1	2	1	2
PREVENT DISEASE TRANS	2	0	0	0	2	6	1	3
PRISON GANGS-PAROLEE	8	0	0	0	8	8	2	2
PRISONER SECURITY	24	5	0	0	29	7	17	4
PROBABLE CAUSE IMP HRNG	8	0	0	0	8	1	1	0
PROBLEM SOLVING	1	0	0	0	1	0	1	0
PROBLEM-SOLVING MNGMNT	40	70	0	0	110	220	12	24
PROF HELICOPTER PILOT	8	0	0	0	8	3	1	0
PROF SAFE OPENING	2	0	0	0	2	10	1	5
PROF SKILLS TRNG	2	16	0	0	18	15	5	4
PROGRAM MANAGEMENT	1	0	0	0	1	1	1	1
PROJECT MANAGEMENT	0	13	0	0	13	9	4	3
PROOFREADING/GRAMMR SKL	2	3	0	0	5	5	5	5
PROP MNGMNT TRNG PROG	0	1	0	0	1	2	2	4
PROP 115 HEARSAY EVID	29	0	1	0	30	8	5	1
PROT CRIT INFRASTRUCTR	245	0	0	2	247	62	19	5
PROT HOME/BUS FRM DISTR	1	0	0	0	1	0	1	0

SCHOOLS -----	SWORN	CIVIL	OUT- SIDE AGCY.	RESER	TOTAL ATTD.	TOTAL STUD. DAYS	PROG. RUNS	TOTAL DAYS INST.
-----	-----	-----	-----	-----	-----	-----	-----	-----
EXTERNAL PROGRAMS								
PROTECT CHILDREN ONLINE	23	9	0	1	33	8	15	4
PROTECTING OUR TRANSP	22	5	0	0	27	7	18	5
PRVNTNG OFCR SUICIDE	71	10	0	2	83	21	26	7
PSD:MEETNG PROF CHALLNG	0	205	0	0	205	53	74	19
PSYCHIATRY AND TERRORIS	11	0	0	0	11	6	1	1
PSYCHOLOGY OF SURVIVAL	1	0	0	0	1	1	1	1
PUB INFO OFCRS SCHOOL	0	0	0	1	1	7	1	7
PUB SECT EMP LAW CONF	5	2	0	0	7	13	4	8
PUBLIC SAFETY CONF	2	0	0	0	2	6	2	6
PUBLIC SAFETY DISPATCH	0	4	0	0	4	14	3	11
PURSUIT DRIVING UPDATE	97	1	0	9	107	26	31	8
QUALITIES OF A GOOD FTO	13	3	0	1	17	4	10	3
QUESTIONED DOCUMENTS	0	1	0	0	1	9	1	9
RACIAL DISC-INT'L OBL	47	8	1	0	56	14	3	1
RADAR OPERATOR	408	0	141	2	551	2,640	37	177
RADAR OPERATORS TRNG	1	0	0	0	1	3	1	3
RADIOLOGCL EMERG MNGMNT	1	0	0	0	1	1	1	1
RADIOLOGICAL MONITORING	1	0	0	0	1	4	1	4
RADIOLOGICAL NUKE CRS	12	0	0	0	12	29	6	15
RANGE SAFETY OFCR CRSE	9	0	0	0	9	10	2	2
RAVE CULTURE	2	0	0	0	2	2	2	2
RBC FACILITATOR TRNG	23	1	0	0	24	24	1	1
RBC FACILITATOR TRNG AP	14	1	0	0	15	15	1	1
READING DYNAMICS	1	0	0	0	1	5	1	5
REASONABLE ACCOMMODATNS	0	5	0	0	5	3	4	2
REC TRNG OFCR WRKSHOP	3	0	0	0	3	13	3	13
RECGNZ RPTG&PREV TERROR	15	11	0	0	26	7	12	3
REDUCNG DOM VIOLENCE	7	0	0	0	7	15	5	11
REID TECH/INTTRVW & INT	3	0	0	0	3	8	3	8
RESERVE COORD COURSE	3	0	0	0	3	5	3	5
RESPONSE TO HUMAN TRAF	152	8	0	12	172	43	47	12
RISK ASSESSMENT COURSE	10	1	0	0	11	19	6	11
ROBBERY INVEST SEMINAR	33	0	0	0	33	117	9	32
S&K #102 PURSUIT DRVNG	2	0	0	0	2	0	1	0
S&K #108 COLLAPSE BATON	442	11	4	42	499	134	68	18
S&K #109 CRISIS RESPONS	82	65	0	48	195	195	5	5
S&K #113 TASER INTRO	11	296	5	12	324	160	21	10
S&K #116 FIREARMS CMBT	489	0	0	4	493	185	12	5
S&K #118 FIREARMS SIM	0	0	0	12	12	6	1	1
S&K #127 SEARCH WARRANT	237	0	0	0	237	237	7	7
S&K #13 CIV UNREST RES	2	0	0	0	2	1	1	1
S&K #131 BLDBRNE PATH	0	1	1	0	2	1	2	1
S&K #132 AUTO THFT INV	924	1	244	5	1174	1,174	29	29
S&K #133 SEXUAL HARASS	0	0	7	0	7	4	2	1
S&K #139 FIREARMS-TACT	218	0	0	0	218	168	13	10
S&K #162 BEAN BAG TRNG	354	0	0	9	363	332	29	27
S&K #199 ARR/CONT TECH	2	0	0	0	2	0	1	0
S&K #202 SHOULDER WEAPO	13	0	0	0	13	2	1	0
S&K #28 USE OF FORCE	11	0	0	0	11	3	5	1
S&K #29 HUMAN RELATIONS	0	0	2	0	2	0	2	0
S&K #41 DISPUTE RES	0	0	1	0	1	0	1	0



SCHOOLS -----	SWORN	CIVIL	OUT- SIDE AGCY.	RESER	TOTAL ATTD.	TOTAL STUD. DAYS	PROG. RUNS	TOTAL DAYS INST.
-----	-----	-----	-----	-----	-----	-----	-----	-----
EXTERNAL PROGRAMS								
S&K #42 USE OF FORCE	1	0	0	0	1	0	1	0
S&K #45 TACTICS/SRCHS	1944	31	14	19	2008	788	64	25
S&K #49 WEAPON RETENTN	533	0	0	1	534	148	9	3
S&K #53 DEF TACTICS	636	0	0	23	659	180	22	6
S&K #58 PHYSICAL FIT	5	34	2	0	41	10	4	1
S&K #75 INTERVIEW TECH	32	4	0	0	36	9	2	1
S&K #80 NARCOTICS	903	0	4	71	978	952	37	36
S&K #94 OLEORESIN SPRAY	0	0	0	23	23	6	1	0
S&K #95 HOBLE RESTRAINT	0	8	0	0	8	1	1	0
S&K #96 CPR UPDATE	27	0	0	2	29	16	8	5
S&K 114 TACTICS-MFF 1	988	0	0	0	988	883	20	18
S&K 122 FIRST AID UPDT	0	0	0	1	1	1	1	1
S&K 175 CRISIS NEGOTIAT	58	12	2	1	73	73	1	1
S&K 178 COUNTERFEIT INV	2	0	0	0	2	1	1	1
S&K 181 FIREARMS - .45	682	1	13	9	705	694	48	47
S&K 190 37MM LESS LETH	951	0	0	0	951	238	28	7
S&K 193 CONFLICT RES	0	0	14	0	14	4	1	0
S&K 196 NARCOTICS INV	25	0	0	0	25	25	2	2
S&K 27 INTERNAL DISC	0	0	2	0	2	1	2	1
S&K 3 FLD TRN OFCR UPDT	825	0	1	0	826	826	41	41
S&K#159 TRF COL RPT	8	0	0	0	8	8	1	1
S&K#54 DEF TACTICS	2	0	0	0	2	0	1	0
SCENARIO EVAL WRKSH	9	0	0	0	9	5	1	1
SCHL INVST BUY UNIT CRS	10	0	0	0	10	150	2	30
SCI CONTENT ANALYSIS	1	0	0	0	1	3	1	3
SCID TECHNICAL MEM TEST	0	0	1	0	1	1	1	1
SEARCH WARRANT SEMINAR	90	0	0	0	90	75	9	8
SEARCH WARRANT TACTICS	1	0	0	0	1	1	1	1
SEIZURE OF COMPUTERS	2	0	0	0	2	6	2	6
SELF DEFENSE	10	0	0	0	10	5	1	1
SEMS INTRO COURSE	7	0	0	0	7	4	6	3
SENIOR MANAGEMENT INST	3	0	0	0	3	44	3	44
SERIAL NUM RESTORATION	1	1	0	0	2	6	2	6
SEX EXPLOITED CHILD INV	1	0	0	1	2	2	2	2
SEX HARASS: SHDS OF GRY	2	0	0	0	2	1	1	1
SEX OFFENDERS/INTERNET	2	0	0	0	2	2	1	1
SEXUAL ASSAULT INV	44	2	0	1	47	100	26	74
SEXUAL ASSAULT SEMINAR	39	4	0	0	43	62	17	25
SEXUAL DEVIANCE	18	0	0	0	18	18	3	3
SEXUAL HARASSMENT	19	280	0	0	299	80	15	4
SEXUAL PREDATORS	7	0	0	0	7	7	1	1
SGT/PERF EVAL & TRNG	8	0	0	0	8	5	3	2
SHOTGUN TRANSITION SCH	105	0	0	1	106	27	9	2
SHOWCASE OF POL INNOVAT	1	0	0	0	1	0	1	0
SK #200 MTR OFCR SHTGUN	27	0	0	0	27	27	4	4
SKILLS/KNOWLEDGE MODULE	3	0	0	0	3	2	3	2
SKYNARC 2000 TRNG CONF	3	0	0	0	3	9	1	3
SMTH&WES ARMORER SCHOOL	1	0	0	0	1	3	1	3
SO CAL RES INSTITUTE	2	0	0	0	2	6	1	3
SOLVING POL PERS PROB	0	1	0	0	1	3	1	3
SOLVING POL PERSONNEL	1	1	0	0	2	4	1	2

SCHOOLS -----	SWORN	CIVIL	OUT- SIDE AGCY.	RESER	TOTAL ATTD.	TOTAL STUD. DAYS	PROG. RUNS	TOTAL DAYS INST.
-----	-----	-----	-----	-----	-----	-----	-----	-----
<b>EXTERNAL PROGRAMS</b>								
SOURCES OF INFORMATION	1	0	0	0	1	5	1	5
SPCL SURV EQUIP TECH	70	0	0	0	70	333	10	48
SPECIAL ENTRY TECH	7	0	0	0	7	35	3	15
SPECIAL WEAPONS & TACT	9	0	0	0	9	90	1	10
SPECIALIZED UNIT MNGRS	119	0	0	0	119	60	1	1
SPECTRUM 1991 SYMPOSIUM	2	0	0	0	2	1	2	1
SPEED DETERM FROM CRUSH	2	0	0	0	2	10	1	5
SPL SURV EQUIP TECH	70	0	0	0	70	333	10	48
SPL SURVEILLANCE EQUIP	95	0	0	0	95	464	9	44
SPRVR FACILITATOR COURS	38	0	0	0	38	125	19	63
SRCH WRRNT ENTRY/TACTIC	37	0	0	0	37	23	2	1
ST GANG ACTIVITY COURSE	6	0	0	0	6	21	1	4
ST GANGS/SUBCULTURES	47	1	1	0	49	245	9	45
ST SURV 94 THE TACT	1	0	0	0	1	2	1	2
ST SURV 94 THE WIN SEM	1	0	0	0	1	1	1	1
STANDARD FIELD SOBRIETY	2	0	0	0	2	10	2	10
STARTING YOUR OWN MAGIC	1	0	0	0	1	0	1	0
STC BASIC RPT WRITING	1	4	0	0	5	5	2	2
STC BUDGET BASICS TRNG	0	2	0	0	2	1	1	1
STC INTRO.INTERV/INTERR	5	1	0	0	6	6	1	1
STC RACIAL PROFILING	0	1	0	0	1	1	1	1
STC 0626010500TMS 2001	0	1	0	0	1	3	1	3
STD CHLD PASSENGER SAFE	2	0	0	0	2	8	1	4
STRATEGIC PLNNGING DIREC	1	1	0	0	2	10	1	5
STRATEGIC POLICE PLNG	1	0	0	0	1	3	1	3
STREET GANGS	13	1	0	0	14	44	5	16
STREET RACING	10	0	0	0	10	5	3	2
STRENGTHENING FAMILY	79	14	0	0	93	93	1	1
STRESS MANAGEMENT	0	73	0	0	73	37	6	3
STRESS MNGT LAW ENF	1	24	0	0	25	6	8	2
STRIGC PLNG/LCL GOV ORG	1	0	0	0	1	5	1	5
STUDENT ACHIEVE & PROG	1	0	0	0	1	60	1	60
SUICID PRVTN IN CRISIS	1	0	0	0	1	1	1	1
SUP RET MIL LAW ENFCMT	1	0	0	0	1	0	1	0
SUPERVISION & LEADERSHP	19	7	0	0	26	7	10	3
SUPERVISORY LEADERSHIP	738	0	0	0	738	2,699	406	1,485
SUPRV UPDATE COURSE	1	0	0	0	1	3	1	3
SUPVR CRSE PRESENTERS	9	0	0	0	9	26	4	12
SURVEILLANCE & COUNTER	1	0	0	0	1	3	1	3
SURVNG DEADLY ASSAULTS	0	17	0	0	17	4	5	1
SW ASSOC/FORENSIC DOC	0	16	0	0	16	43	5	13
SYMP/CHILD SEXUAL ABUSE	2	0	0	0	2	6	1	3
T/C RECON-HUMAN FACTORS	1	0	0	0	1	3	1	3
TAC OPS/BANK STAKEOUTS	71	0	0	0	71	53	2	2
TACTICAL CARBINE COURSE	2	0	0	0	2	8	1	4
TACTICAL COMMUNICATIONS	18	1	0	0	19	5	9	2
TACTICAL INTER (TC)	3	0	0	0	3	0	1	0
TACTICAL OPS UPDATE	17	0	0	0	17	85	1	5
TACTICAL SCIENCE	1	0	0	0	1	5	1	5
TACTICAL WEAPONS	2	1	0	0	3	3	1	1
TACTICS REFRESHER	4	0	0	0	4	5	3	4

SCHOOLS -----	SWORN	CIVIL	OUT- SIDE AGCY.	RESER	TOTAL ATTD.	TOTAL STUD. DAYS	PROG. RUNS	TOTAL DAYS INST.
-----	-----	-----	-----	-----	-----	-----	-----	-----
EXTERNAL PROGRAMS								
TASER	3	0	0	0	3	2	2	2
TASERTRON TASER INST	2	0	0	0	2	7	2	7
TEAMING TO WIN	0	39	0	0	39	20	6	3
TECH EMERG RESP TRNG	6	0	0	0	6	24	4	16
TELE-NCIC/JDIC	1	0	0	0	1	1	1	1
TELECOM "TDD" (TC)	931	32	0	1	964	129	60	8
TELECOM TRNG FOR TRNRS	0	1	0	0	1	2	1	2
TER CONCEPTS PATROL PER	42	0	0	0	42	42	7	7
TERR/EXPLOSIVES SEM	4	0	0	0	4	12	2	6
TERRORISM	140	1	0	2	143	451	55	174
TERRORISM & 1ST RESPOND	136	17	0	0	153	38	52	13
TERRORISM COUNTERACTION	1	0	0	0	1	3	1	3
TERRORISM COURSE	7	0	0	0	7	28	5	20
TERRORISM FOR INVEST	3	0	0	0	3	15	2	10
TERRORISM UPDATE	1	0	0	0	1	1	1	1
TERRORISM/L.E. RESPONSE	149	0	0	2	151	149	74	73
TERRORIST BOMBINGS	16	0	0	0	16	67	11	46
THE COMPETITIVE EDGE	7	0	0	1	8	24	2	6
THREAT ANALY TERRORISM	4	0	0	0	4	8	1	2
THREAT MANAGEMENT CONF	21	1	0	0	22	61	10	28
TIME MANAGEMENT	4	1	0	0	5	2	2	1
TIRE FORENSICS FOR A I	39	0	0	0	39	29	4	3
TITLE 15/CIVIL LIT	7	39	0	0	46	46	6	6
TLS TLRNC-SPVSNL LN STF	91	76	0	0	167	131	42	33
TOOLS/TECH BEG AUDITOR	22	6	0	0	28	112	2	8
TRAF COL INVEST INTERM	71	0	2	1	74	370	7	35
TRAF COL INVESTIGATIONS	644	2	31	3	680	3,374	53	263
TRAF COLL RAILROAD CROS	172	0	0	1	173	173	21	21
TRAFFIC ACCIDENT INVEST	1	0	0	0	1	5	1	5
TRAFFIC ACCIDENT RECON	1	0	0	0	1	10	1	10
TRAFFIC COLLISION INVES	5	0	0	1	6	60	6	60
TRAFFIC COLLISION RECON	3	0	0	1	4	40	4	40
TRAIN THE TRAINER	1	0	0	0	1	4	1	4
TRAIN THE TRNR WRKSHP	36	5	0	0	41	21	3	2
TRAINING CONFERENCE	60	0	0	0	60	115	9	17
TRAINING MGMT COURSE	1	0	0	0	1	5	1	5
TRNG VIDEOS/CASE LAW	0	3	0	0	3	1	1	0
TRNR-PREV SEXUAL HARASS	0	2	0	0	2	1	2	1
TYPE 1 JAIL MANAGER SEM	0	0	0	0	0	0	1	3
UNDERCOVER OPERATIONS	46	0	0	0	46	124	5	14
UNDERWATER DIVE	1	0	0	0	1	1	1	1
UNDERWATER INVEST BASIC	26	0	0	0	26	130	2	10
UNIFIED COMMAND SEMINAR	6	0	0	0	6	13	4	9
UNIVERSITY OF TOYOTA	0	16	0	0	16	32	1	2
UNUSUAL OCCUR TRNG	0	0	0	2	2	1	1	0
USE FORCE BY PEACE OFCR	45	30	0	2	77	19	31	8
USE FORCE&TACTC SEMINAR	86	7	0	1	94	94	2	2
USE OF FORCE SEMINAR	1	0	0	0	1	3	1	3
USING ACCESS ADV TECH	1	1	0	0	2	2	3	3
UTILIZNG EMOTNAL INTL	17	246	0	0	263	143	17	9
VALUES IN TRANSITION	11	0	0	0	11	11	1	1

SCHOOLS -----	SWORN	CIVIL	OUT- SIDE AGCY.	RESER	TOTAL ATTD.	TOTAL STUD. DAYS	PROG. RUNS	TOTAL DAYS INST.
-----	-----	-----	-----	-----	-----	-----	-----	-----
EXTERNAL PROGRAMS								
VEH EMISSION TAMPERING	2	0	0	0	2	1	1	0
VEHICLE PURSUITS	1	0	0	0	1	3	1	3
VEHICLE THEFT INV	8	0	1	0	9	23	9	23
VEHICLE THEFT INVEST	280	0	90	1	371	1,670	16	72
VICE INVESTIGATION	3	0	0	0	3	15	3	15
VICT OF VIOLENCE GUIDE	48	23	0	5	76	18	38	9
VIDEO SEC SYSTEMS	0	1	0	0	1	2	1	2
VIOLENT CRM INFO TRNG	2	0	0	0	2	5	2	5
VIOLENT SEXUAL OFFENDER	1	0	0	0	1	3	1	3
VISLY/HEARING IMPARED	1	0	0	0	1	0	1	0
WARRANT OFFICER SEM	220	0	3	0	223	251	8	9
WEAPONS LAW	103	2	0	3	108	27	37	9
WEAPONS OF MASS DEST	2	0	0	0	2	8	2	8
WEAPONS VIOLATIONS	0	0	0	5	5	3	1	1
WEARING LEADERSHIP LABL	1	0	0	0	1	10	1	10
WEST REG LAW ENF EXPLR	6	0	0	0	6	15	1	3
WEST ST AUTO THEFT INV	14	0	0	0	14	27	2	4
WEST ST SEXUAL ASSUALT	1	0	0	0	1	3	1	3
WESTRN STATES SAFE/BURG	4	0	0	0	4	14	2	7
WHITE COLLAR CRIME	1	0	0	0	1	5	1	5
WHY REGAN REV FAILED	2	0	0	0	2	6	1	3
WINCHESTER M70 .243	2	0	0	0	2	4	2	4
WINDMILLS	0	22	0	1	23	12	8	4
WIRETAP TRAINING	33	0	0	0	33	33	14	14
WITNESS PROTECTION	10	0	0	0	10	10	1	1
WMD TACTICAL OPERATIONS	5	0	0	0	5	25	2	10
WMD UPDATE	1707	0	4	36	1747	1,747	107	107
WORD '97	6	23	0	0	29	290	2	20
WORKERS' COMP TRNG	0	1	0	0	1	1	1	1
WORKSHOP MENTALLY ILL	2	0	0	0	2	1	1	1
WRITING ADVANTAGE	1	0	0	0	1	1	1	1
WRITING EFFECTIVE RPTS	1	0	0	0	1	3	1	3
WRITTEN COMM WORKSHOP	6	0	0	0	6	12	1	2
WRRNT SRVC&BUILDG ENTRY	37	2	0	3	42	11	21	5
YOUTH VIOLENCE UPDATE	3	0	0	1	4	1	3	1
01-04 GANGS 2001	9	237	0	1	247	62	77	19
03.002 - CULTURAL DIV	0	0	1	0	1	1	1	1
034-7450 OFFR SURVIVAL	7	53	0	0	60	60	13	13
1994 RESERVE P/O CONF	0	0	0	3	3	9	1	3
2004 LEAPS CONFERENCE	28	0	0	0	28	28	1	1
2007 LEGAL UPDATE	59	1	0	8	68	16	21	5
7 HABITS/HIGHLY EFF	0	1	0	0	1	1	1	1
93-11 COMMUNICABLE DIS	11	1	0	0	12	3	8	2
96-10 HOM/DEATH INVEST	1	0	0	0	1	0	1	0
96-11 CONTROLLING VIOL	12	0	0	0	12	3	2	1
99-11 EMOTIONAL SUR	11	0	0	0	11	3	2	1
*TOTAL SCHOOLS EXTERNAL PROGRAMS	74931	10928	1446	946	88251	117,519	9186	19,368
TOTAL	533105	50093	8465	5323	596986	893,092	36980	48,898

**DEPARTMENT VEHICLES BY DIVISION & BUREAU  
By Type and Location of Assignment for 2007**

	TOTAL	AUTOS			MISCELLANEOUS						MOTORS	LOAN	NON BUDGETED		
		BW	HYB	PLAIN	VAN	BUS	LT TRK	HVY TRK	UTIL	OTHER			R 11	DONATED	
<b>Police Commission</b>	4			4											
Inspector General	6			6											
Commission Invest Div	9		4	5											
<b>Chief of Police</b>	23			17					4			1	1		
<b>Chief of Staff</b>	5			5											
Employee Relations Group	2			2											
Public Information Office	6		1	4					1						
Use of Force Review Divison	4			4											
<b>Professional Std Bureau</b>	30			21	4		3		2						
Internal Affairs Group	62		2	59	1										
Force Investigation Div	59			57			1		1						
Special Operations Div	2			2											
<b>Office of Support Services</b>	7		4	3											
Ombuds Office	3			3											
Planning & Research Div	9			9											
Behavioral Science Serv	7			7											
<b>Admin &amp; Tech Svcs Bur</b>	3			3											
Facilities Management	12			12											
Fiscal Operations Division	7			3	2		1	1							
Motor Transport Division	493	26	34	239	55	6	23	8	21	15	3	62	1		
Scientific Invest Division	55			22	10		22	1							
Property Division	12			3	4		1	3		1					
Personnel Group	28	1	5	17	1				2						2
Personnel Division	5			5											
Recruitment & Employ Div	3		1	2											
<b>Incident Mgmt &amp; Trng Bur</b>	1	1													
Police Training & Edu	5	5													
Training Group	2	1		1											
Training Division	126	48	16	32	18		6		4		2				
<b>Info &amp; Comm Svcs Bureau</b>	2			2											
Communications Division	5			5											
ECCCS	3			2					1						
Info Technology Division	13			10	3										
Records & Ident Division	1			1											
<b>Consent Decree Bureau</b>	1			1											
Teams II Develop Bureau	1			1											
Risk Management Group	15			14									1		
Civil Rights Integrity Div	2			2											
Audit Division	9			9											
<b>Count Ter &amp; Crm Intel Bur</b>	11			8					1			2			
Major Crime Div	109			59	8		11		31						
Emergency Services Div	104	11		28	1		26	3	24	9		1			1

**DEPARTMENT VEHICLES BY DIVISION & BUREAU  
By Type and Location of Assignment for 2007**

	TOTAL	AUTOS			MISCELLANEOUS						MOTRS	LOAN	NON BUDGETED		
		BW	HYB	PLAIN	VAN	BUS	LTRK	HVTRK	UTIL	OTHER			R 11	DONATED	
<b>Office of Operations</b>	55	29	10	13	3										
Jail Division	12			5	5		2								
<b>Spec Operations Bureau</b>	9			3							6				
Air Support Division	34		1	2	2		1	2	1	24				1	
Emergency Operations Div	158	2	2	16	2		11	2	4	15	104				
Metro Division	277	15	16	183	3		22	2	19	11	1	1	1	1	3
<b>Detective Bureau</b>	11	3		5							2				1
Robbery-Homicide Div	92			67	3		4		17						1
Commercial Crimes Div	78			53	2	3	18	1							1
COMPSTAT	5			3	2										
Detective Support Vice Div	58		1	43	5		1		8						
Juvenile Division	41		2	35					2			2			
Narcotics Division	221			103	24	1	21		49			23			
Gangs & Oper Sup Div	70		5	39	10		6		10						
RACR Division	9		2	7											
<b>Operations Central Bureau</b>	61	5	35	14	1		1		1				4		
Central Division	118	69	7	29	4		3		4				2		
Hollenbeck Division	105	55	11	28	4	1	1		3				1		1
Newton Division	117	62	12	33	4		1		3				1		1
Northeast Division	112	63	10	27	7		2		3						
Rampart Division	124	65	9	35	6		1		3				5		
Central Traffic Division	123	20	2	7					1	3	88				2
<b>Operations South Bureau</b>	50	5	8	27	4	1	1	1	1						2
Harbor Division	115	56	11	29	6		3		5		3	2			
77th Street Division	162	81	29	37	6	1	1		5			1			1
Southeast Division	127	65	12	37	4		1		4			3			1
Southwest Division	128	80	13	24	6		1		3			1			
South Traffic Division	98	21	3	3	2				1	4	63	1			
<b>Operations Valley Bureau</b>	74	40	1	24		1	2		4		1	1			
Devonshire Division	92	46	11	23	4		1		3	1	1	1			1
Foothill Division	101	57	10	22	5		2		4			1			
North Hollywood Division	98	51	12	24	5		1		4			1			
Van Nuys Division	107	60	11	27	4	1	3			1					
West Valley Division	115	63	11	28	5		3		2			3			
Mission	90	47	12	25	4		1		1						
Valley Traffic Division	169	30	8	8			2		2	5	113				1
<b>Operations West Bureau</b>	45	7	8	21	2	1	1		5						
Hollywood Division	131	74	10	36	5		1		4			1			
Pacific Division	136	70	12	34	3		5		7		3	2			
LAX Field Services Division	2		2												
West Los Angeles Division	100	48	11	22	5		1		2			8			3
Wilshire Division	132	71	10	37	7		1		4			1			1
West Traffic Division	149	26	6	4	2				1	2	100				8
<b>FLEET TOTAL</b>	<b>5377</b>	<b>1479</b>	<b>403</b>	<b>1931</b>	<b>273</b>	<b>16</b>	<b>220</b>	<b>24</b>	<b>282</b>	<b>91</b>	<b>491</b>	<b>132</b>	<b>4</b>	<b>31</b>	

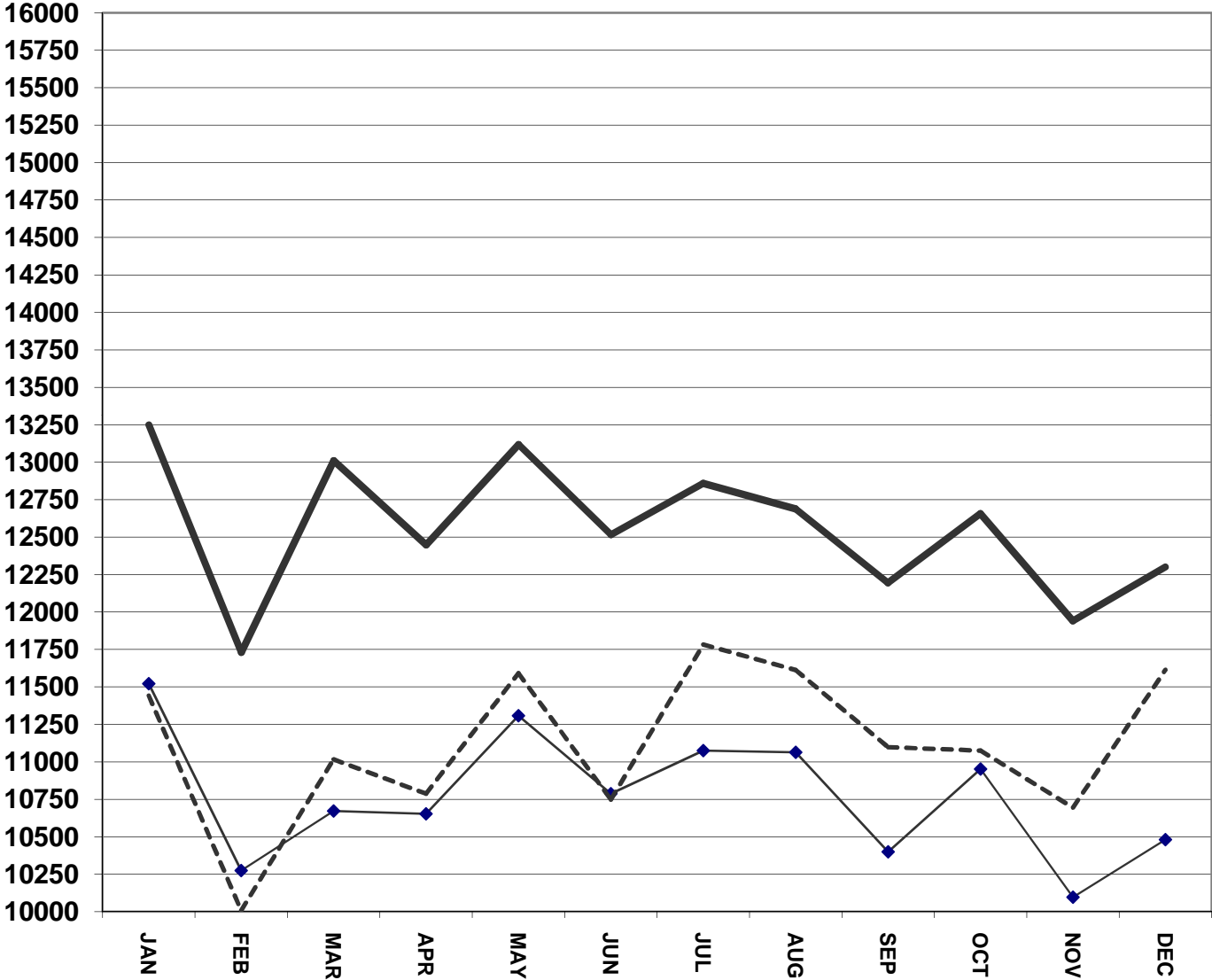
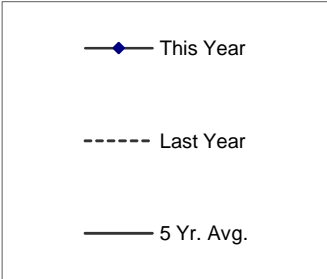
Notes:

# GRAPHS

# CITY OF LOS ANGELES

L.A.P.D.  
 TOTAL SELECTED  
 PART I CRIMES  
 FOR ALL AREAS

8.2



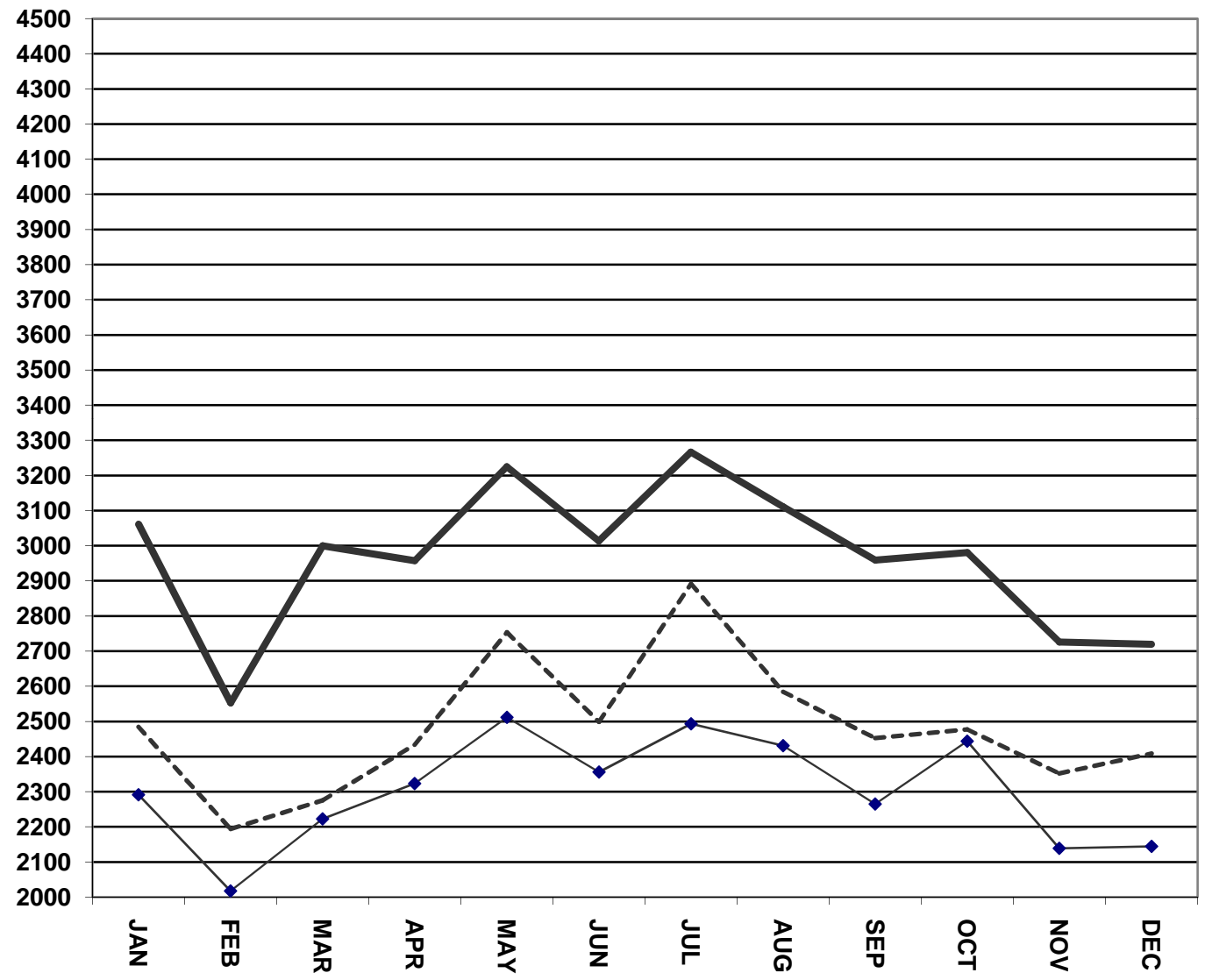
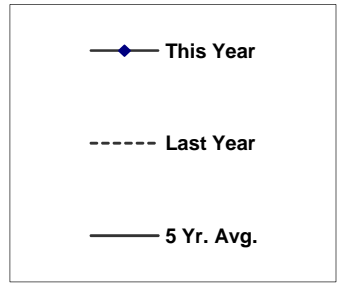
\*\* BURGLARY-THEFT FROM AUTO, HOMICIDE, RAPE, ROBBERY, AGG. ASSAULT, BURGLARY, AUTO THEFT, THEFT FROM PERSON



# CITY OF LOS ANGELES

**L.A.P.D.  
TOTAL VIOLENT  
PART I CRIMES  
FOR ALL AREAS**

8.3

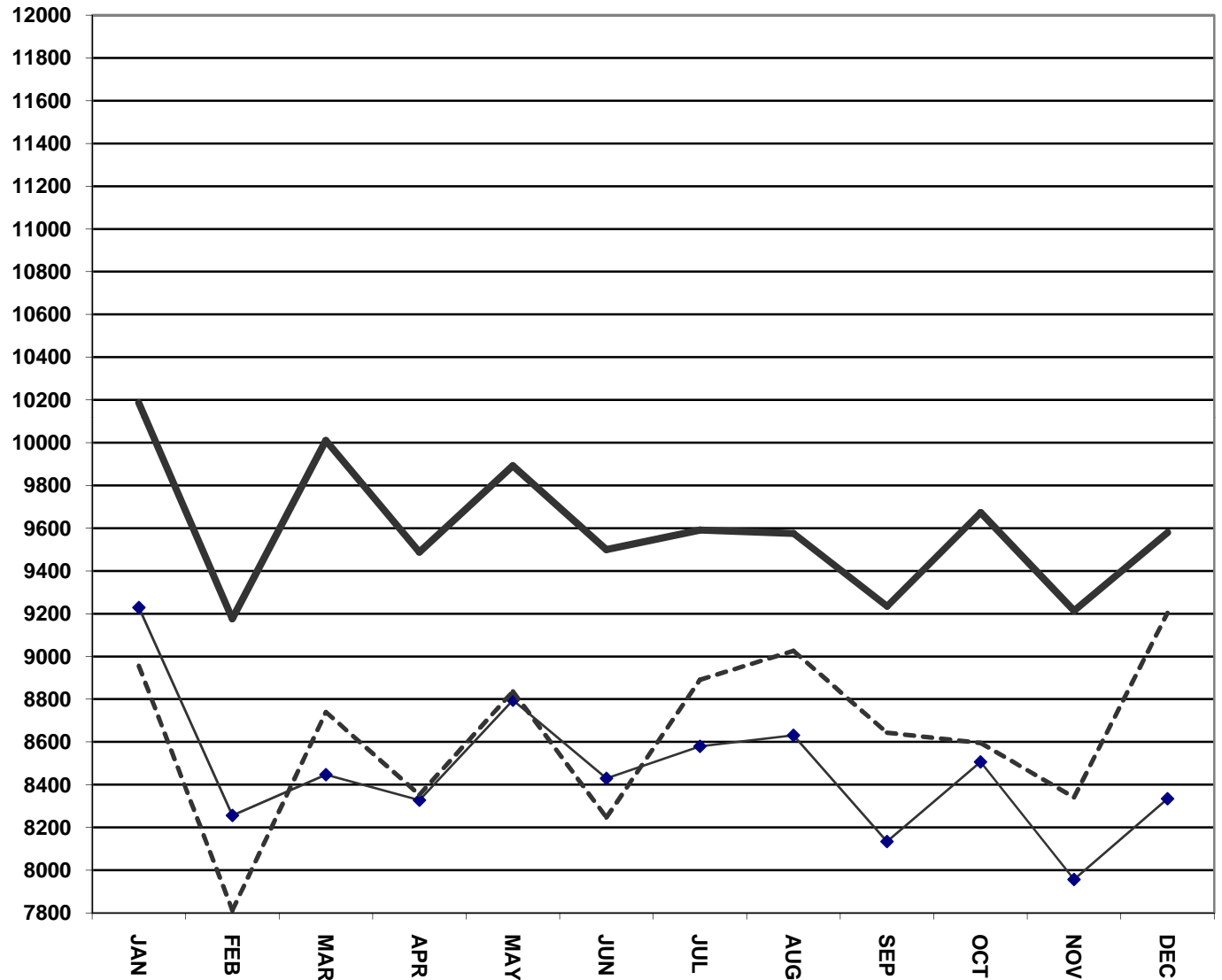
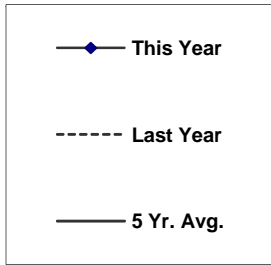


\*\* HOMICIDE, ROBBERY,  
RAPE, AGG. ASSAULT

# CITY OF LOS ANGELES

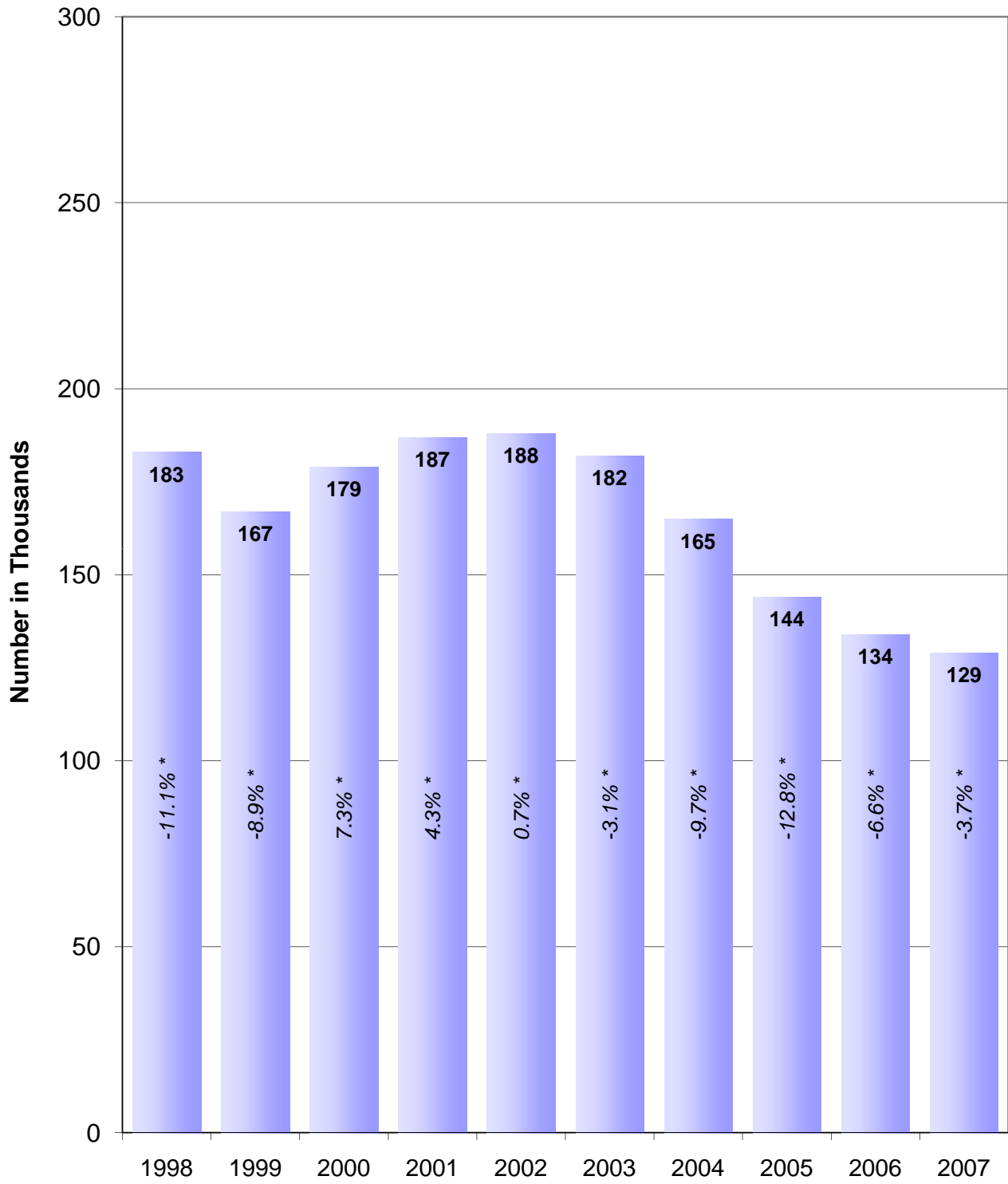
**L.A.P.D.  
TOTAL SELECTED  
PROPERTY  
PART I CRIMES  
FOR ALL AREAS**

8.4



\*\* THEFT FROM PERSON,  
BURGLARY, AUTO THEFT,  
BURGLARY-THEFT FROM AUTO

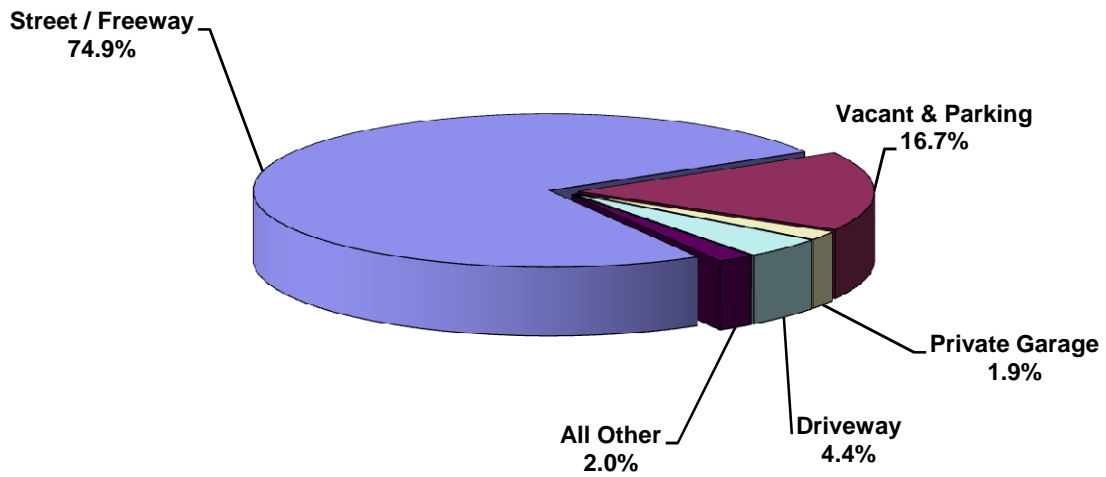
### PART I CRIMES 1998-2007



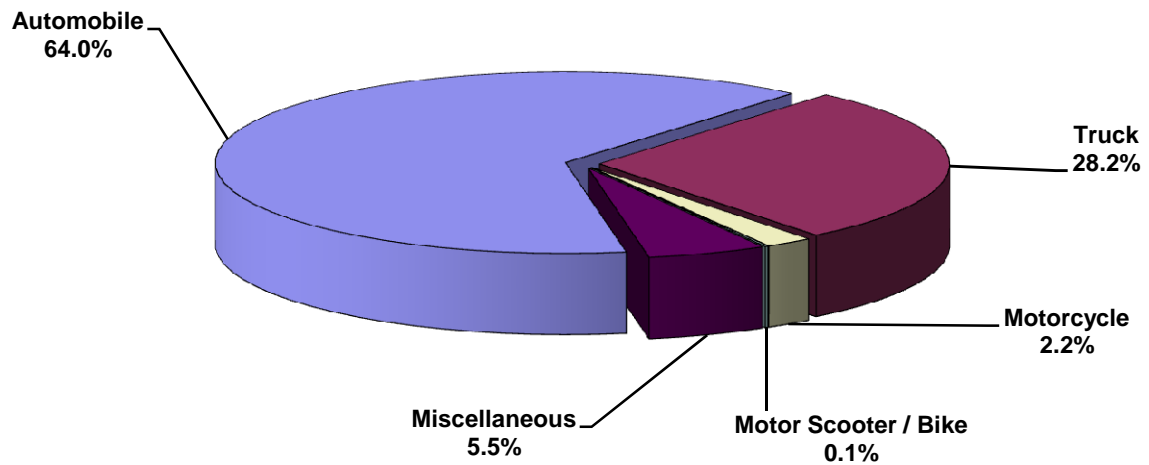
\* Percentage of change from previous year

## VEHICLE THEFT 2007

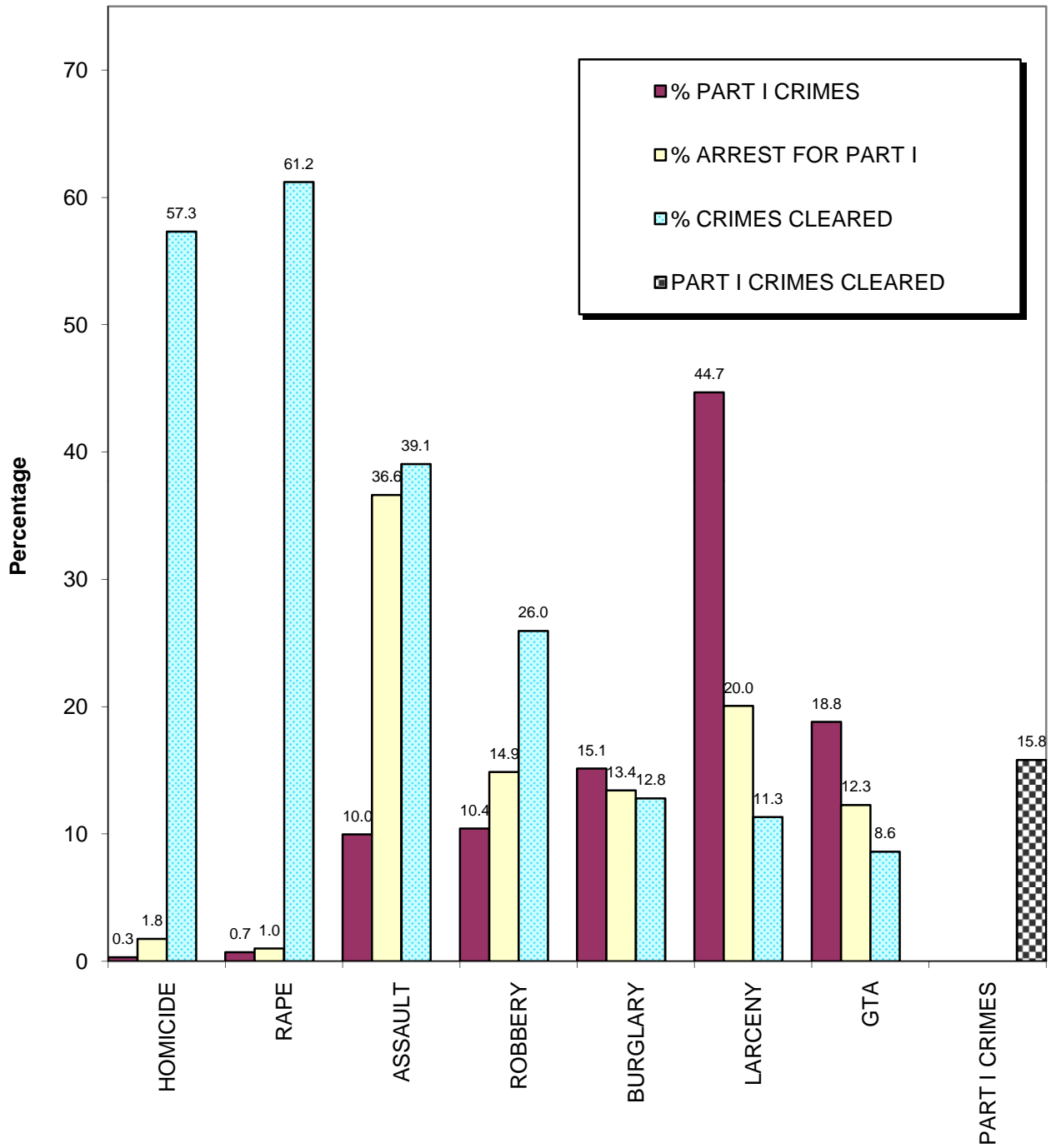
### BY TYPE OF PREMISES WHERE THEFT OCCURRED



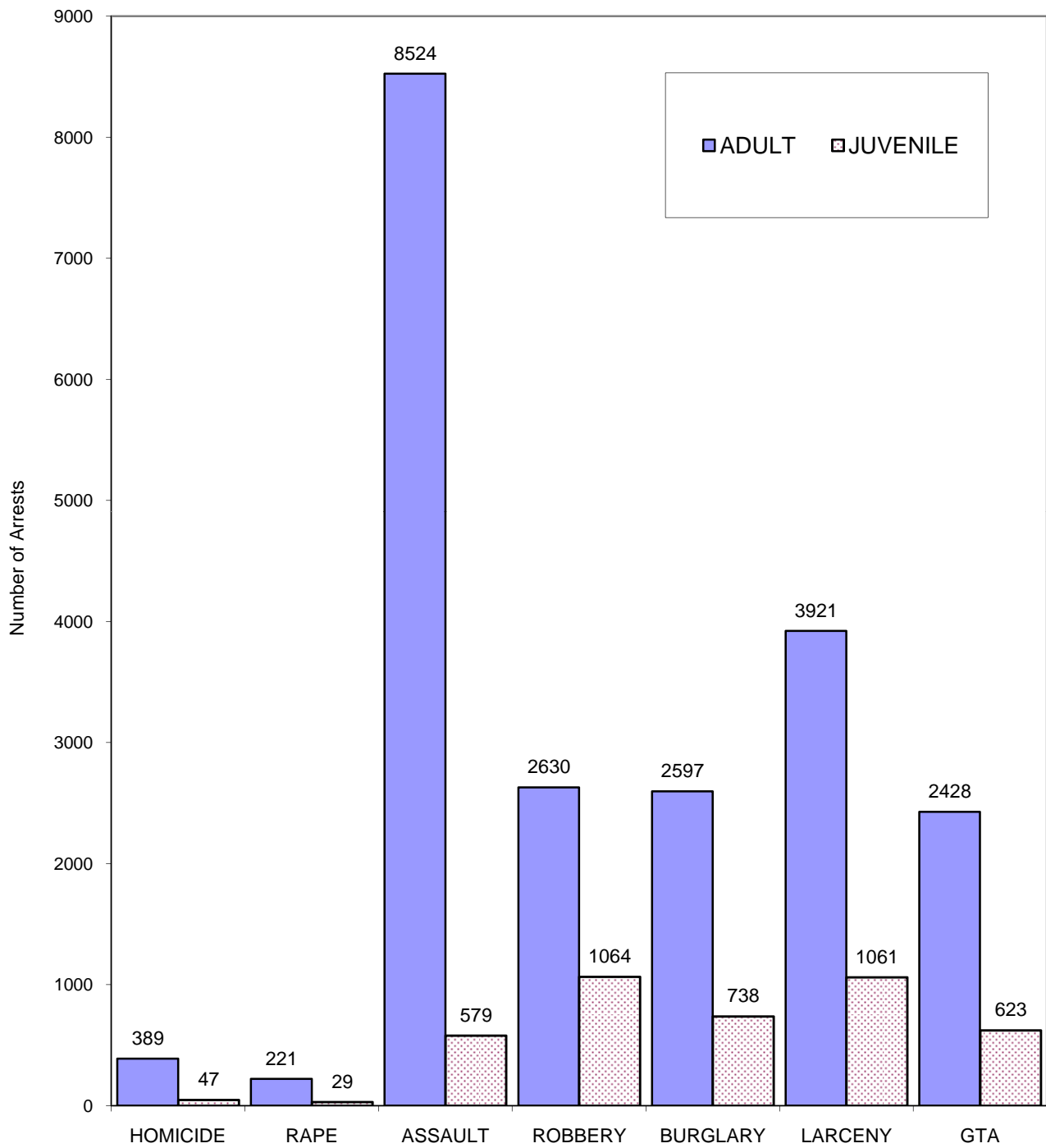
### TYPE OF VEHICLE



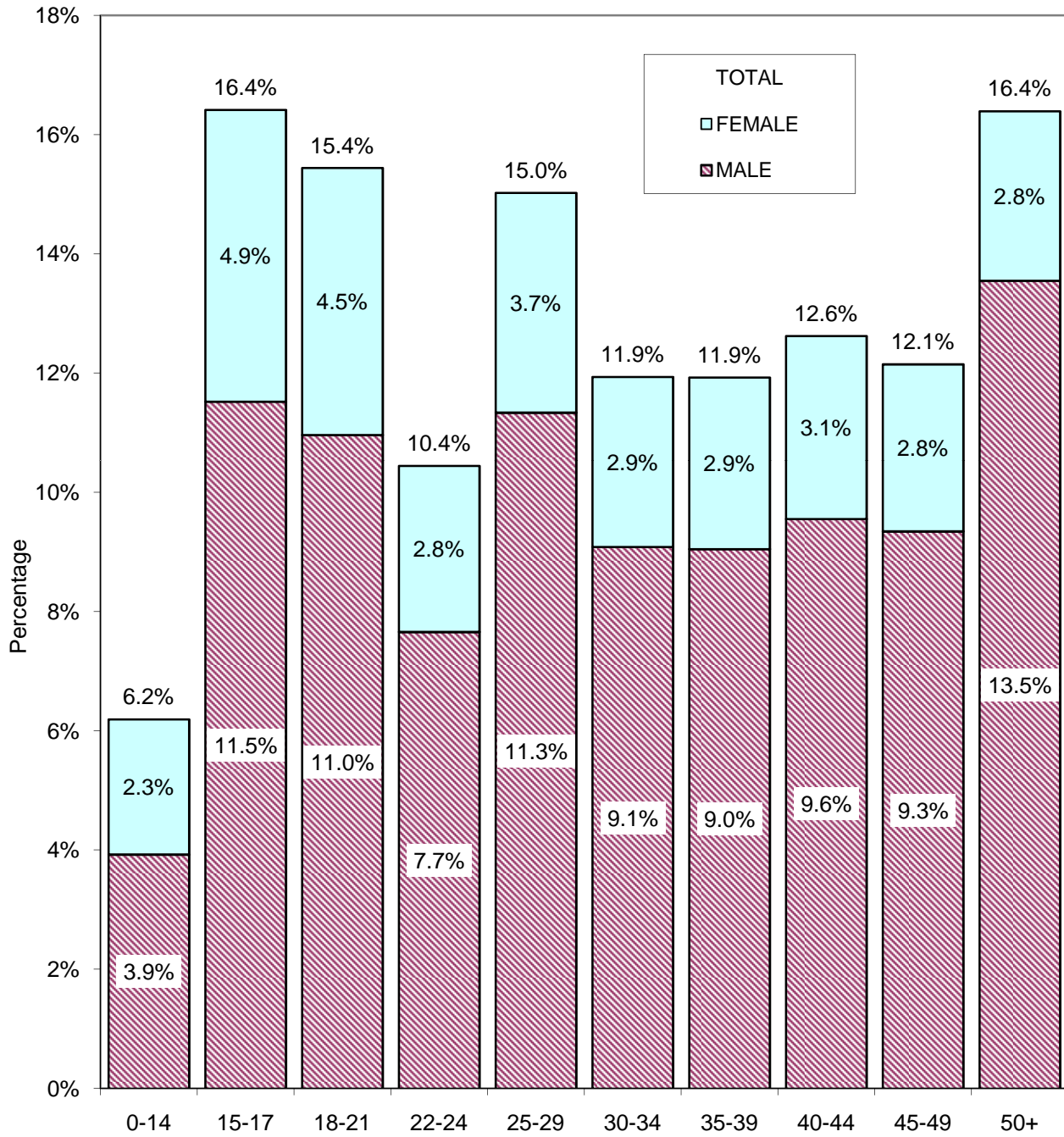
**PERCENTAGE DISTRIBUTION OF PART I CRIMES AND  
ARRESTS, PERCENT OF CRIMES  
CLEARED WITHIN CATEGORY  
2007**



### NUMBER OF ARRESTS FOR PART I CRIMES 2007



**PERCENTAGE DISTRIBUTION OF PERSONS ARRESTED  
FOR PART I CRIMES  
BY AGE AND SEX  
2007**







CRIME AND ARREST DATA

BUREAU OF  
CRIMINAL STATISTICS

LOS ANGELES PD

TOTAL SELECTED JURISDICTIONS

OFFENSE	OFFENSES			CLEARANCE		
	REPORTED	UNFOUNDED	ACTUAL	TOTAL	UNDER 18	
HOMICIDE	MURDER AND NON-NEGLIGENT MANSLAUGHTER	418	23	395	235	16
	MANSLAUGHTER BY NEGLIGENCE	2	0	2	0	0
FORCE RAPE	RAPE BY FORCE	976	113	863	599	16
	ASSAULT TO RAPE - ATTEMPTS	151	10	141	91	1
	TOTAL FORCIBLE RAPE	1,127	123	1,004	690	17
ROBBERY	FIREARM	4,970	61	4,909	1,336	141
	KNIFE OR CUTTING INSTRUMENT	1,625	21	1,604	447	77
	OTHER DANGEROUS WEAPON	1,291	24	1,267	372	85
	STRONG-ARM (HANDS, FISTS, FEET, ETC)	5,788	87	5,701	1,830	424
	TOTAL ROBBERY	13,674	193	13,481	3,985	727
ASSAULT	FIREARM	4,592	46	4,546	1,144	96
	KNIFE OR CUTTING INSTRUMENT	2,697	20	2,677	1,314	95
	OTHER DANGEROUS WEAPON	3,692	72	3,620	1,767	105
	HANDS, FISTS, FEET, ETC. - AGGRAVATED	2,106	23	2,083	1,203	84
	OTHER ASSAULTS - NOT AGGRAVATED	35,403	293	35,110	22,118	1,509
	TOTAL ASSAULT	48,490	454	48,036	27,546	1,889
BURGLARY	FORCIBLE ENTRY	14,005	86	13,919	1,756	301
	UNLAWFUL ENTRY - NO FORCE	5,258	60	5,198	943	124
	ATTEMPTED FORCIBLE ENTRY	520	8	512	70	6
	TOTAL BURGLARY	19,783	154	19,629	2,769	431
LARCENY	TOTAL LARCENY - THEFT EXCEPT MOTOR VEH.	59,043	739	58,304	7,080	716
M.V. THEFT	AUTOS	15,570	444	15,126	2,209	264
	TRUCKS AND BUSES	7,660	199	7,461	204	21
	OTHER VEHICLES	949	12	937	10	2
	TOTAL MOTOR VEHICLE THEFT	24,179	655	23,524	2,423	287
GRAND TOTAL		166,716	2,341	164,375	44,728	4,083

9.2

LAW ENFORCEMENT OFFICERS KILLED OR ASSAULTED		
FEL. - KILLED	ACC. - KILLED	ASSAULTS
0	0	624

VALUE BREAKDOWN... LARCENY-THEFT (EXCEPT M.V.)		
VALUE	ACTUAL	VALUE STOLEN
OVER \$400	26,401	\$101,359,275
\$200 TO \$400	8,908	\$2,471,857
\$50 TO \$200	9,485	\$1,030,742
UNDER \$50	13,510	\$122,176
TOTAL LARCENY	58,304	\$104,984,050

MOTOR VEHICLES RECOVERED	
TYPE	NUMBER
LOC STOLEN / LOC RECOVERED	14,030
LOC STOLEN / RECOVERED OTHER	5,798
TOTAL LOC STOLEN RECOVERED	19,828
STOLEN OTHER / RECOVERED LOC	1,652

CALIFORNIA DEPARTMENT OF JUSTICE  
 DIVISION OF CRIMINAL JUSTICE INFO. SERVICES  
 CRIMINAL JUSTICE STATISTICS CENTER

UNIFORM CRIME REPORT - RETURN A  
 NO. CRIMES REPORTED & VALUE OF STOLEN PROP  
 BY JURISDICTION  
 ANNUAL 2007

LOS ANGELES PD

TOTAL SELECTED JURISDICTIONS

OFFENSE		NUMBER OF OFFENSES	VALUE OF PROP. STOLEN
MURDER & NON-NEG MANS TOTAL		395	\$4,470
RAPE - FORCIBLE TOTAL		1,004	\$16,460
ROBBERY	HIGHWAY	8,770	\$8,822,644
	COMMERCIAL HOUSE	1,694	\$2,283,418
	GAS STATION	209	\$137,042
	CONVENIENCE STORE	115	\$60,194
	RESIDENCE	773	\$2,620,177
	BANK	44	\$5,965
	MISCELLANEOUS	1,876	\$3,869,043
TOTAL ROBBERY		13,481	\$17,798,483
BURGLARY	RESIDENCE		
	NIGHT	3,214	\$18,702,292
	DAY	9,456	\$58,343,844
	UNKNOWN	1,354	\$9,634,208
	NON-RESIDENCE		
	NIGHT	1,154	\$5,353,728
	DAY	3,459	\$14,097,127
	UNKNOWN	992	\$8,927,816
TOTAL BURGLARY		19,629	\$115,059,015
LARCENY-THEFT	POCKET-PICKING	39	\$12,160
	PURSE-SNATCHING	345	\$137,917
	SHOPLIFTING	2,539	\$550,551
	FROM VEHICLE	24,931	\$28,773,419
	AUTO PARTS AND ACCESSORIES	5,694	\$3,177,345
	BICYCLES	220	\$45,915
	FROM BUILDING	18,165	\$59,724,590
	COIN-OPERATED MACHINE	39	\$21,230
	MISCELLANEOUS	6,332	\$12,540,923
TOTAL LARCENY-THEFT (EXCEPT MV)		58,304	\$104,984,050
MOTOR VEHICLE THEFT	TOTAL	23,524	\$73,824,028
**** GRAND TOTAL ****		116,337	\$311,686,506

9.3

PROPERTY TYPE	VALUE OF PROPERTY	
	STOLEN	RECOVERED
CURRENCY	\$57,668,634	\$266,184
JEWELRY	\$48,865,907	\$877,514
CLOTHING	\$10,972,691	\$410,688
LOC STOLEN AUTOS	\$77,162,499	\$66,892,800
OFFICE EQUIPMENT	\$26,409,439	\$234,139
TV. RADIO ETC.	\$15,728,490	\$149,336
FIREARMS	\$5,745,984	\$20,944
HOUSEHOLD GOODS	\$1,827,755	\$5,871
CONSUMABLE GOODS	\$1,187,125	\$107,693
LIVESTOCK	\$81,740	\$0
MISCELLANEOUS	\$66,036,242	\$920,246
TOTAL PROPERTY	\$311,686,506	\$69,885,415

CALIFORNIA DEPARTMENT OF JUSTICE  
 DIVISION OF CRIMINAL JUSTICE INFO. SERVICES  
 CRIMINAL JUSTICE STATISTICS CENTER

ADULT AND JUVENILE ARRESTS REPORTED, 2007  
 SEX AND LAW ENFORCEMENT DISPOSITION BY SPECIFIC OFFENSE  
 LOS ANGELES PD  
 JANUARY THROUGH DECEMBER 2007

9.4

OFFENSE	TOTAL	ADULT SEX AND LAW ENFORCEMENT DISPOSITION						JUVENILE SEX AND LAW ENFORCEMENT DISPOSITION					
		MALE	FEMALE	ADULT TOTAL	RELEASED	TO OTHER AGENCY	COMP SOUGHT	MALE	FEMALE	JUVENILE TOTAL	WITHIN DEPT	TO OTHER AGENCY	JUVENILE COURT PROB.
<b>FELONY</b>													
HOMICIDE	282	228	20	248	89	1	158	33	1	34	1	0	33
MURDER	279	226	19	245	89	1	155	33	1	34	1	0	33
MANSL N/VEH	3	2	1	3	0	0	3	0	0	0	0	0	0
MANSL VEH	16	15	1	16	6	0	10	0	0	0	0	0	0
FORCIBLE RAPE	218	192	1	193	118	2	73	25	0	25	2	0	23
ROBBERY	3520	2067	353	2420	696	2	1722	922	178	1100	20	2	1078
ASSAULT	10476	7634	1922	9556	4258	12	5286	731	189	920	28	16	876
KIDNAPPING	213	189	17	206	74	0	132	6	1	7	0	0	7
BURGLARY	2839	1737	389	2126	367	2	1757	607	106	713	24	3	686
THEFT	3853	2433	1017	3450	756	5	2689	294	109	403	22	17	364
M-VEH THEFT	2639	1715	380	2095	659	1	1435	455	89	544	14	1	529
FORG-CK5-AC	686	468	203	671	174	3	494	9	6	15	0	0	15
ARSON	93	61	9	70	66	0	4	21	2	23	7	3	13
NARCOTICS	12421	9613	2502	12115	3123	0	8992	251	55	306	22	2	282
MARIJUANA	1896	1542	157	1699	717	0	982	182	15	197	17	2	178
DANGER DRUGS	3309	2639	548	3187	1080	0	2107	81	41	122	10	1	111
OTH DRUG VIO	102	82	17	99	30	0	69	3	0	3	0	0	3
LEWD OR LASC	391	260	3	263	109	1	153	126	2	128	1	0	127
OTHER SEX	352	309	13	322	145	0	177	29	1	30	2	0	28
WEAPONS	2736	1941	87	2028	505	4	1519	660	48	708	23	12	673
DRIVE U/INFL	807	703	103	806	64	0	742	1	0	1	0	0	1
HIT-AND-RUN	137	105	24	129	11	0	118	8	0	8	0	0	8
ESCAPE	2	2	0	2	1	0	1	0	0	0	0	0	0
BOOKMAKING	0									0			
OTH FELONIES	2933	1755	256	2011	785	54	1172	851	71	922	31	13	878
<b>TOTAL FELONY</b>	<b>49921</b>	<b>35690</b>	<b>8022</b>	<b>43712</b>	<b>13833</b>	<b>87</b>	<b>29792</b>	<b>5295</b>	<b>914</b>	<b>6209</b>	<b>224</b>	<b>72</b>	<b>5913</b>
<b>OTHER RPT OFF</b>													
FEDERAL OFF	81	75	6	81	0	81	0	0	0	0	0	0	0
O/S WARR-FEL	0			0						0			
PROB/PAR-FEL	679	618	61	679	611	11	57	0	0	0	0	0	0
<b>MISDEMEANOR</b>													
MANSL-MISD	2	2	0	2	0	0	2	0	0	0	0	0	0
ASSTL-BATT	4604	2872	634	3506	24	0	3482	681	417	1098	50	26	1022
BURG MISD	0			0						0			
PETTY THEFT	4096	1589	1272	2861	7	1	2853	630	605	1235	653	22	560
OTHER THEFT	83	65	13	78	1	0	77	4	1	5	1	0	4
CK5/ACC-CDS	16	13	1	14	0	0	14	0	2	2	0	0	2
MARIJUANA	5552	3973	388	4361	7	1	4353	1052	139	1191	224	13	954
OTHER DRUGS	4383	3293	1027	4320	58	1	4261	46	17	63	9	2	52
INDECENT EXP	80	70	5	75	1	0	74	5	0	5	0	0	5
ANNOY CHILD	47	33	2	35	1	0	34	11	1	12	0	0	12
OBSCENE MATT	1	1	0	1	0	0	1	0	0	0	0	0	0
LEWD CONDUCT	1559	612	828	1440	2	0	1438	53	66	119	39	0	80
PROSTITUTION	3630	1490	1997	3487	1	0	3486	17	126	143	23	0	120

OFFENSE	TOTAL	ADULT SEX AND LAW ENFORCEMENT DISPOSITION						JUVENILE SEX AND LAW ENFORCEMENT DISPOSITION						
		MALE	FEMALE	ADULT TOTAL	RELEASED	TO OTHER AGENCY	COMP SOUGHT	MALE	FEMALE	JUVENILE TOTAL	WITHIN DEPT	TO OTHER AGENCY	JUVENILE COURT PROB.	
MISDEMEANOR														
CONT DEL MIN	20	18	2	20	0	0	20	0	0	0	0	0	0	0
DRUNK	217	182	27	209	0	0	209	5	3	8	3	0	0	5
LIQUOR LAWS	4129	3267	686	3953	1	0	3952	145	31	176	143	1	0	32
DISORD COND	77	50	18	68	0	0	68	7	2	9	9	0	0	0
DISTURB PEAC	194	110	23	133	0	0	133	41	20	61	13	2	0	46
VANDALISM	904	315	57	372	3	0	369	489	43	532	169	3	0	360
MAL MISCHIEF	35	25	0	25	0	0	25	10	0	10	1	0	0	9
TRESPASSING	1021	628	136	764	0	0	764	218	39	257	202	0	0	55
WEAPONS	210	114	11	125	5	1	119	80	5	85	5	2	0	78
DRIVE U/INFL	7769	6568	1177	7745	3	0	7742	15	9	24	4	0	0	20
HIT-AND-RUN	86	70	14	84	0	0	84	2	0	2	0	0	0	2
SEL TRAFFIC	204	161	31	192	1	0	191	11	1	12	6	0	0	6
JOY RIDING	22	11	3	14	3	0	11	7	1	8	0	0	0	8
GAMBLING	460	433	12	445	0	0	445	11	4	15	8	1	0	6
NONSUPPORT	0			0						0				
GLUE SNIFF	60	22	3	25	0	0	25	33	2	35	6	1	0	28
CI/CO ORDIN	24888	21459	3228	24687	2	0	24685	178	23	201	119	1	0	81
FTA-NON TRAF	85	68	13	81	0	0	81	4	0	4	0	0	0	4
OTHER MISD	4380	2039	221	2260	35	0	2225	1974	146	2120	1533	5	0	582
TOTAL MISD	68814	49553	11829	61382	155	4	61223	5729	1703	7432	3220	79	0	4133
OTHER RPT OFF														
MISC TRAFFIC	624	466	47	513	0	0	513	107	4	111	96	0	0	15
CIVIL DRUNK	0			0						0				
O/S WAR-MISD	0			0						0				
PROB/PAR MSD	796	726	58	784	142	10	632	9	3	12	6	1	0	5
STATUS OFFENSES														
TRUANCY	4	0	0	0	0	0	0	3	1	4	0	0	0	4
RUNAWAY	55	0	0	0	0	0	0	18	37	55	10	7	0	38
CURFEW	13080	0	0	0	0	0	0	8888	4192	13080	9193	6	0	3881
INCORRIGIBLE	39	0	0	0	0	0	0	15	24	39	2	7	0	30
OTH STAT OFF	7	0	0	0	0	0	0	4	3	7	0	0	0	7
TOTAL STS OFF	13185	0	0	0	0	0	0	8928	4257	13185	9205	20	0	3960
OTH RPT OFF	2180	1885	172	2057	753	102	1202	116	7	123	102	1	0	20
TOTAL (LESS OTH RPT OFF)	131920	85243	19851	105094	13988	91	91015	19952	6874	26826	12649	171	0	14006

9.5

THE MISDEMEANOR BURGLARY CATEGORY IS NOT AVAILABLE FOR YEARS PRIOR TO 2001.

CALIFORNIA DEPARTMENT OF JUSTICE  
 DIVISION OF CRIMINAL JUSTICE INFO. SERVICES  
 CRIMINAL JUSTICE STATISTICS CENTER

ADULT AND JUVENILE ARRESTS REPORTED, 2007  
 RACE/ETHNIC GROUP BY SPECIFIC OFFENSE  
 LOS ANGELES PD  
 JANUARY THROUGH DECEMBER 2007

96

OFFENSE	TOTAL	ADULT TOTAL	RACE/ETHNIC GROUP				JUVENILE TOTAL	RACE/ETHNIC GROUP				
			WHITE (NOT HISPANIC)	HISPANIC	BLACK	OTHER		WHITE (NOT HISPANIC)	HISPANIC	BLACK	OTHER	
FELONY												
HOMICIDE	282	248	15	132	87	14	34	3	23	6	2	
MURDER	279	245	14	131	86	14	34	3	23	6	2	
MANSL N/VEH	3	3	1	1	1	0	0	0	0	0	0	
MANSL VEH	16	16	4	7	5	0	0	0	0	0	0	
FORCIBLE RAPE	218	193	13	111	54	15	25	1	15	9	0	
ROBBERY	3520	2420	184	1157	1019	60	1100	29	481	579	11	
ASSAULT	10476	9556	1315	4871	2889	481	920	43	607	248	22	
KIDNAPPING	213	206	15	130	54	7	7	0	4	2	1	
BURGLARY	2839	2126	387	1047	598	94	713	53	377	263	20	
THEFT	3853	3450	712	1380	1089	269	403	33	206	149	15	
M-VEH THEFT	2639	2095	248	1136	652	59	544	17	343	179	5	
FORG-CKS-AC	686	671	114	310	203	44	15	3	12	0	0	
ARSON	93	70	14	25	26	5	23	5	9	6	3	
NARCOTICS	12421	12115	1371	3395	7091	258	306	17	124	162	3	
MARIJUANA	1896	1699	234	449	961	55	197	15	113	62	7	
DANGER DRUGS	3309	3187	864	1749	378	196	122	9	106	6	1	
OTH DRUG VIO	102	99	10	26	61	2	3	0	0	3	0	
LEWD OR LASC	391	263	11	206	39	7	128	9	70	47	2	
OTHER SEX	352	322	43	140	130	9	30	1	20	9	0	
WEAPONS	2736	2028	190	1032	762	44	708	29	520	142	17	
DRIVE U/INFL	807	806	199	468	82	57	1	1	0	0	0	
HIT-AND-RUN	137	129	15	91	15	8	8	2	6	0	0	
ESCAPE	2	2	0	2	0	0	0	0	0	0	0	
BOOKMAKING	0	0					0					
OTH FELONIES	2933	2011	337	1098	446	130	922	52	763	92	15	
TOTAL FELONY	49921	43712	6295	18962	16641	1814	6209	322	3799	1964	124	
OTHER RPT OFF												
FEDERAL OFF	81	81	7	59	11	4	0	0	0	0	0	
O/S WARR-FEL	0	0					0					
PROB/PAR-FEL	679	679	98	204	369	8	0	0	0	0	0	
MISDEMEANOR												
MANSL-MISD	2	2	0	2	0	0	0	0	0	0	0	
ASSLT-BATT	4604	3506	626	1630	1042	208	1098	53	714	300	31	
BURG MISD	0	0					0					
PETTY THEFT	4096	2861	546	1520	533	262	1235	173	649	323	90	
OTHER THEFT	83	78	15	31	21	11	5	0	3	1	1	
CKS/ACC-CDS	16	14	2	6	6	0	2	0	1	0	1	
MARIJUANA	5552	4361	708	1896	1662	95	1191	80	847	239	25	
OTHER DRUGS	4383	4320	960	993	2251	116	63	6	48	7	2	
INDECENT EXP	80	75	19	28	24	4	5	0	2	3	0	
ANNOY CHILD	47	35	6	22	6	1	12	0	12	0	0	
OBSCENE MATT	1	1	1	0	0	0	0	0	0	0	0	
LEWD CONDUCT	1559	1440	292	356	725	67	119	6	45	55	13	
PROSTITUTION	3630	3487	590	1193	1375	329	143	16	20	105	2	

CALIFORNIA DEPARTMENT OF JUSTICE  
 DIVISION OF CRIMINAL JUSTICE INFO. SERVICES  
 CRIMINAL JUSTICE STATISTICS CENTER

ADULT AND JUVENILE ARRESTS REPORTED, 2007  
 RACE/ETHNIC GROUP BY SPECIFIC OFFENSE  
 LOS ANGELES PD  
 JANUARY THROUGH DECEMBER 2007

OFFENSE	TOTAL	ADULT TOTAL	RACE/ETHNIC GROUP				JUVENILE TOTAL	RACE/ETHNIC GROUP				
			WHITE (NOT HISPANIC)	HISPANIC	BLACK	OTHER		WHITE (NOT HISPANIC)	HISPANIC	BLACK	OTHER	
MISDEMEANOR												
CONT DEL MIN	20	20	3	15	1	1	0	0	0	0	0	0
DRUNK	217	209	51	105	46	7	8	3	5	0	0	0
LIQUOR LAWS	4129	3953	1329	1854	578	192	176	22	146	5	3	0
DISORD COND	77	68	20	13	35	0	9	0	6	3	0	0
DISTURB PEAC	194	133	34	60	37	2	61	1	37	21	2	0
VANDALISM	904	372	55	226	71	20	532	34	448	44	6	0
MAL MISCHIEF	35	25	4	15	6	0	10	0	5	5	0	0
TRESPASSING	1021	764	193	201	337	33	257	7	202	43	5	0
WEAPONS	210	125	17	70	34	4	85	4	61	19	1	0
DRIVE U/INFL	7769	7745	1757	4610	849	529	24	14	7	2	1	0
HIT-AND-RUN	86	84	8	57	15	4	2	0	2	0	0	0
SEL TRAFFIC	204	192	45	92	41	14	12	3	7	2	0	0
JOY RIDING	22	14	5	6	0	3	8	0	8	0	0	0
GAMBLING	460	445	0	415	22	8	15	0	6	8	1	0
NONSUPPORT	0	0					0					
GLUE SNIFF	60	25	4	20	0	1	35	0	34	1	0	0
CI/CO ORDIN	24888	24687	4944	12251	6727	765	201	5	158	35	3	0
FTA-NON TRAF	85	81	16	25	38	2	4	1	2	1	0	0
OTHER MISD	4380	2260	238	1321	616	85	2120	100	1701	288	31	0
TOTAL MISD	68814	61382	12488	29033	17098	2763	7432	528	5176	1510	218	0
OTHER RPT OFF												
MISC TRAFFIC	619	510	46	350	104	10	109	3	96	9	1	0
CIVIL DRUNK	0						0					
O/S WAR-MISD	0						0					
PROB/PAR MSD	790	779	136	275	358	10	11	2	5	4	0	0
STATUS OFFENSES												
TRUANCY	4	0	0	0	0	0	4	0	0	4	0	0
RUNAWAY	55	0	0	0	0	0	55	13	25	14	3	0
CURFEW	13080	0	0	0	0	0	13080	930	9086	2677	387	0
INCORRIGIBLE	39	0	0	0	0	0	39	7	26	5	1	0
OTH STAT OFF	7	0	0	0	0	0	7	0	7	0	0	0
TOTAL STS OFF	13185	0	0	0	0	0	13185	950	9144	2700	391	0
OTH RPT OFF	2180	2057	287	888	842	40	123	8	101	13	1	0
TOTAL (LESS OTH RPT OFF)	131920	105094	18783	47995	33739	4577	26826	1800	18119	6174	733	0

9.7

THE MISDEMEANOR BURGLARY CATEGORY IS NOT AVAILABLE FOR YEARS PRIOR TO 2001.

CALIFORNIA DEPARTMENT OF JUSTICE  
 DIVISION OF CRIMINAL JUSTICE INFO. SERVICES  
 CRIMINAL JUSTICE STATISTICS CENTER

ADULT ARRESTS REPORTED, 2007  
 AGE BY SPECIFIC OFFENSE  
 LOS ANGELES PD  
 JANUARY THROUGH DECEMBER 2007

86

OFFENSE	TOTAL	A G E												
		18	19	20	21	22	23	24	25-29	30-39	40-49	50-59	60 AND OVER	
<b>FELONY</b>														
HOMICIDE	248	23	25	21	16	15	13	13	42	41	25	14	0	
MURDER	245	23	25	20	16	15	13	13	42	40	24	14	0	
MANSL N/VEH	3	0	0	1	0	0	0	0	0	1	1	0	0	
MANSL VEH	16	1	1	0	1	1	0	5	2	3	1	1	0	
FORCIBLE RAPE	193	9	6	3	14	2	11	8	35	52	41	10	2	
ROBBERY	2420	269	272	195	152	140	121	94	385	406	282	89	15	
ASSAULT	9556	307	330	334	376	345	365	351	1700	2523	1910	788	227	
KIDNAPPING	206	10	13	9	9	9	5	6	40	60	32	13	0	
BURGLARY	2126	202	154	134	110	108	104	90	340	404	338	119	23	
THEFT	3450	139	135	148	131	123	130	128	521	795	790	324	86	
M-VEH THEFT	2095	199	155	121	127	113	113	89	343	466	280	76	13	
FORG-CKS-AC	671	30	31	35	51	32	35	28	125	162	99	38	5	
ARSON	70	2	5	3	3	0	0	1	11	17	16	8	4	
NARCOTICS	12115	189	220	203	257	257	254	254	1288	2727	3997	2058	411	
MARIJUANA	1699	106	119	103	114	72	68	78	340	369	244	71	15	
DANGER DRUGS	3187	101	133	140	138	148	147	136	649	907	536	136	16	
OTH DRUG VIO	99	2	3	6	3	3	5	3	12	19	30	12	1	
LEWD OR LASC	263	11	11	4	5	5	5	9	46	66	64	26	11	
OTHER SEX	322	5	14	9	5	13	14	12	50	73	61	46	20	
WEAPONS	2028	211	188	150	129	124	98	84	360	354	222	93	15	
DRIVE U/INFL	806	8	16	28	32	30	37	33	142	217	161	77	25	
HIT-AND-RUN	129	6	2	8	7	7	7	4	15	32	22	16	3	
ESCAPE	2	0	0	0	0	0	0	0	2	0	0	0	0	
BOOKMAKING	0													
OTH FELONIES	2011	208	181	140	109	88	82	79	304	407	277	110	26	
<b>TOTAL FELONY</b>	<b>43712</b>	<b>2038</b>	<b>2014</b>	<b>1794</b>	<b>1789</b>	<b>1635</b>	<b>1614</b>	<b>1505</b>	<b>6752</b>	<b>10100</b>	<b>9428</b>	<b>4125</b>	<b>918</b>	
<b>OTHER RPT OFF</b>														
FEDERAL OFF	81	0	1	3	4	1	5	3	14	29	15	5	1	
O/S WARR-FEL	0													
PROB/PAR-FEL	679	1	7	8	15	12	22	17	113	167	223	79	15	
<b>MISDEMEANOR</b>														
MANSL-MISD	2	1	0	0	0	0	0	1	0	0	0	0	0	
ASSLT-BATT	3506	72	98	104	145	114	113	127	611	941	752	329	100	
BURG MISD	0													
PETTY THEFT	2861	240	206	168	146	120	101	108	399	603	449	230	91	
OTHER THEFT	78	0	1	5	3	3	1	4	13	20	17	6	5	
CKS/ACC-CDS	14	0	0	2	0	0	0	2	3	4	2	1	0	
MARIJUANA	4361	492	423	361	304	278	206	185	736	702	481	159	34	
OTHER DRUGS	4320	60	71	74	91	96	82	83	507	1058	1428	652	118	
INDECENT EXP	75	1	0	0	1	3	4	1	9	21	22	7	6	
ANNOY CHILD	35	0	1	1	0	0	2	1	2	11	9	6	2	
OBSCENE MATT	1	0	0	0	0	0	0	0	0	0	1	0	0	
LEWD CONDUCT	1440	117	106	86	59	69	57	46	187	306	260	116	31	
PROSTITUTION	3487	213	224	226	173	175	177	118	526	813	607	201	34	



CALIFORNIA DEPARTMENT OF JUSTICE  
 DIVISION OF CRIMINAL JUSTICE INFO. SERVICES  
 CRIMINAL JUSTICE STATISTICS CENTER

ADULT ARRESTS REPORTED, 2007  
 AGE BY SPECIFIC OFFENSE  
 LOS ANGELES PD  
 JANUARY THROUGH DECEMBER 2007

OFFENSE	TOTAL	A G E											
		18	19	20	21	22	23	24	25-29	30-39	40-49	50-59	60 AND OVER
MISDEMEANOR													
CONT DEL MIN	20	2	6	2	0	2	0	1	1	2	4	0	0
DRUNK	209	0	5	7	6	5	11	5	21	54	61	28	6
LIQUOR LAWS	3953	134	150	135	109	93	88	95	402	780	1113	699	155
DISORD COND	68	0	0	3	0	1	1	0	7	13	13	23	7
DISTURB PEAC	133	6	6	4	5	5	15	7	17	23	20	18	7
VANDALISM	372	50	47	28	24	13	28	13	52	52	37	22	6
MAL MISCHIEF	25	1	2	2	3	2	0	0	5	6	3	1	0
TRESPASSING	764	34	39	44	25	27	17	14	75	141	206	112	30
WEAPONS	125	13	12	16	9	10	3	6	24	14	11	4	3
DRIVE U/INFL	7745	66	118	180	293	326	295	328	1491	2232	1550	661	205
HIT-AND-RUN	84	5	2	5	5	2	7	4	13	19	14	4	4
SEL TRAFFIC	192	12	18	13	14	11	8	10	44	42	12	8	0
JOY RIDING	14	1	1	0	0	2	0	0	0	7	3	0	0
GAMBLING	445	6	4	3	8	7	6	4	34	81	126	106	60
NONSUPPORT	0												
GLUE SNIFF	25	10	4	5	2	0	1	1	1	1	0	0	0
CI/CO ORDIN	24687	278	289	353	454	438	397	453	1993	5188	7665	5646	1533
FTA-NON TRAF	81	2	6	4	3	4	4	0	17	14	17	6	4
OTHER MISD	2260	191	162	137	126	91	99	109	351	475	347	129	43
TOTAL MISD	61382	2007	2001	1968	2008	1897	1723	1726	7541	13623	15230	9174	2484
OTHER RPT OFF													
MISC TRAFFIC	513	20	20	24	26	20	27	33	103	118	87	29	6
CIVIL DRUNK	0												
O/S WAR-MISD	0												
PROB/PAR MSD	784	42	42	46	29	25	21	23	119	155	188	78	16
OTH RPT OFF	2057	63	70	81	74	58	75	76	349	469	513	191	38
TOTAL (LESS OTH RPT OFF)	105094	4045	4015	3762	3797	3532	3337	3231	14293	23723	24658	13299	3402

66

THE MISDEMEANOR BURGLARY CATEGORY IS NOT AVAILABLE FOR YEARS PRIOR TO 2001.

CALIFORNIA DEPARTMENT OF JUSTICE  
 DIVISION OF CRIMINAL JUSTICE INFO. SERVICES  
 CRIMINAL JUSTICE STATISTICS CENTER

JUVENILE ARRESTS REPORTED, 2007  
 AGE BY SPECIFIC OFFENSE  
 LOS ANGELES PD  
 JANUARY THROUGH DECEMBER 2007

9.10

OFFENSE	TOTAL	A G E							
		10 AND UNDER	11	12	13	14	15	16	17
FELONY									
HOMICIDE	34	0	0	0	2	4	5	12	11
MURDER	34	0	0	0	2	4	5	12	11
MANSL N/VEH	0								
MANSL VEH	0								
FORCIBLE RAPE	25	0	0	1	0	3	5	9	7
ROBBERY	1100	7	16	24	83	135	231	298	306
ASSAULT	920	2	6	31	73	129	171	240	268
KIDNAPPING	7	1	0	0	0	1	3	0	2
BURGLARY	713	10	17	19	46	120	175	143	183
THEFT	403	2	4	12	26	44	97	111	107
M-VEH THEFT	544	0	1	2	31	56	135	160	159
FORG-CKS-AC	15	0	0	0	0	1	3	4	7
ARSON	23	0	0	5	3	2	5	5	3
NARCOTICS	306	0	0	1	10	23	34	92	146
MARIJUANA	197	0	0	1	6	22	40	57	71
DANGER DRUGS	122	0	0	0	2	13	23	36	48
OTH DRUG VIO	3	0	0	0	0	0	1	1	1
LEWD OR LASC	128	5	5	15	26	26	13	26	12
OTHER SEX	30	1	2	3	1	7	6	6	4
WEAPONS	708	2	9	30	47	93	150	184	193
DRIVE U/INFL	1	0	0	0	0	0	0	0	1
HIT-AND-RUN	8	0	0	0	0	0	0	1	7
ESCAPE	0								
BOOKMAKING	0								
OTH FELONIES	922	3	10	20	79	147	226	222	215
TOTAL FELONY	6209	33	70	164	435	826	1323	1607	1751
OTHER RPT OFF									
FEDERAL OFF	0								
O/S WARR-FEL	0								
PROB/PAR-FEL	0								
MISDEMEANOR									
MANSL-MISD	0								
ASSLT-BATT	1098	2	20	76	139	184	270	231	176
BURG MISD	0								
PETTY THEFT	1235	15	17	53	110	192	247	331	270
OTHER THEFT	5	0	0	0	0	0	0	3	2
CKS/ACC-CDS	2	0	0	1	0	0	0	1	0
MARIJUANA	1191	1	1	5	32	122	295	366	369
OTHER DRUGS	63	0	0	0	2	6	13	29	13
INDECENT EXP	5	0	0	0	2	0	3	0	0
ANNOY CHILD	12	0	0	0	1	2	2	4	3
OBSCENE MATT	0								
LEWD CONDUCT	119	0	2	4	4	7	35	31	36
PROSTITUTION	143	0	0	2	4	12	19	45	61

CALIFORNIA DEPARTMENT OF JUSTICE  
 DIVISION OF CRIMINAL JUSTICE INFO. SERVICES  
 CRIMINAL JUSTICE STATISTICS CENTER

JUVENILE ARRESTS REPORTED, 2007  
 AGE BY SPECIFIC OFFENSE  
 LOS ANGELES PD  
 JANUARY THROUGH DECEMBER 2007

9.11

OFFENSE	TOTAL	A G E							
		10 AND UNDER	11	12	13	14	15	16	17
MISDEMEANOR									
CONT DEL MIN	0								
DRUNK	8	0	0	0	0	1	2	2	3
LIQUOR LAWS	176	0	0	1	6	10	31	59	69
DISORD COND	9	0	1	0	1	2	1	1	3
DISTURB PEAC	61	0	0	1	8	9	18	12	13
VANDALISM	532	3	5	19	73	85	124	129	94
MAL MISCHIEF	10	0	1	0	1	1	1	1	5
TRESPASSING	257	0	1	6	29	36	59	63	63
WEAPONS	85	0	2	5	12	12	18	18	18
DRIVE U/INFL	24	0	0	0	0	0	0	4	20
HIT-AND-RUN	2	0	0	0	0	0	0	1	1
SEL TRAFFIC	12	0	0	0	0	0	3	2	7
JOY RIDING	8	0	0	0	0	1	2	2	3
GAMBLING	15	0	0	0	0	6	1	4	4
NONSUPPORT	0								
GLUE SNIFF	35	0	0	1	3	7	6	4	14
CI/CO ORDIN	201	2	1	5	7	23	38	70	55
FTA-NON TRAF	4	0	0	0	0	2	1	1	0
OTHER MISD	2120	0	4	15	99	249	462	630	661
TOTAL MISD	7432	23	55	194	533	969	1651	2044	1963
OTHER RPT OFF									
MISC TRAFFIC	111	0	0	1	3	4	16	37	50
CIVIL DRUNK	0								
O/S WAR-MISD	0								
PROB/PAR MSD	12	0	0	0	0	0	2	4	6
STATUS OFFENSES									
TRUANCY	4	0	0	0	1	0	2	0	1
RUNAWAY	55	1	0	8	6	6	13	15	6
CURFEW	13080	30	88	250	697	1792	3132	3643	3448
INCORRIGIBLE	39	0	0	2	4	8	9	14	2
OTH STAT OFF	7	0	0	0	0	0	2	2	3
TOTAL STS OFF	13185	31	88	260	708	1806	3158	3674	3460
OTH RPT OFF	123	0	0	1	3	4	18	41	56
TOTAL (LESS OTH RPT OFF)	26826	87	213	618	1676	3601	6132	7325	7174

THE MISDEMEANOR BURGLARY CATEGORY IS NOT AVAILABLE FOR YEARS PRIOR TO 2001.

